

## PACKAGED AIR CONDITIONER

13.4 SEER2

2 TO 5 TONS



### Contents

Nomenclature.....	2
Product Specifications.....	3
Expanded Cooling Data .....	4
Airflow Data .....	16
Heat Kit Electrical Data.....	18
Dimensions .....	19
Wiring Diagrams .....	21
Accessories .....	22

### Standard Features

- Energy-efficient scroll compressor
- Multi-speed ECM indoor blower motor
- Convertible airflow: horizontal or downflow application
- Copper tube/aluminum fin condenser coil
- All-aluminum evaporator coil
- Electric heat kit available as a field-installed option
- AHRI Certified; ETL Listed

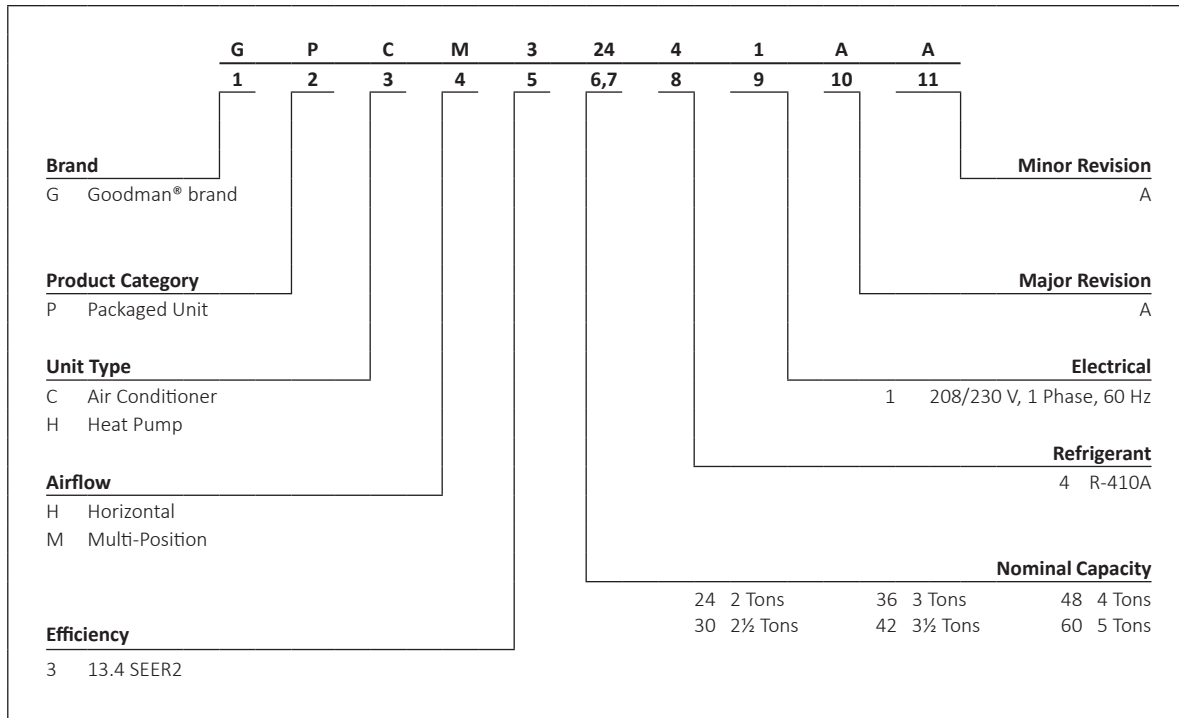
### Cabinet Features

- Heavy-gauge galvanized-steel cabinet with attractive Architectural Gray powder-paint finish
- Aluminum foil-facing internal insulation reinforced with fiberglass scrim
- Fully insulated blower compartment with convenient access panels
- Meets cabinet air leakage requirements when tested in accordance with ASHRAE standard 193
- Louvered condenser coil protection
- One footprint for all tonnages
- When properly anchored, meets the 2020 Florida Building Code unit integrity requirements for hurricane-type winds (Anchor bracket kits available)

**10** PARTS  
**YEAR** LIMITED  
**WARRANTY\***



\* Complete warranty details available from your local dealer or at [www.goodmanmfg.com](http://www.goodmanmfg.com). To receive the 10-Year Parts Limited Warranty, online registration must be completed within 60 days of installation. Online registration is not required in California or Québec. The duration of warranty coverages in Texas and Florida differs in some cases.



	GPCM3 2441**	GPCM3 3041**	GPCM3 3641**	GPCM3 4241**	GPCM3 4841**	GPCM3 6041**
<b>COOLING CAPACITY</b>						
Total BTU/h	22,800	27,800	34,200	40,000	44,500	54,500
Sensible BTU/h	17,400	21,600	26,000	30,500	34,500	39,000
SEER2 / EER2	13.4 / 10.6	13.4 / 10.6	13.4 / 10.6	13.4 / 10.6	13.4 / 10.6	13.4 / 10.6
AHRI Numbers	210286382	210286384	210286520	210286385	210286386	210286388
<b>EVAPORATOR MOTOR</b>						
Type	ECM	ECM	ECM	ECM	ECM	ECM
Wheel (D x W)	10 x 9	10 x 9	10 x 9	10 x 9	10 x 9	10 x 9
Cooling CFM3	800	1000	1200	1325	1600	1700
No. of Speeds	5	5	5	5	5	5
Horsepower - RPM	1/2 - 1050	1/2 - 1050	1/2 - 1050	3/4 - 1050	3/4 - 1050	1 - 1050
<b>EVAPORATOR COIL</b>						
Face Area (ft2)	4.55	4.55	4.55	6.2	6.2	6.2
Rows Deep	4	4	4	4	4	4
Fins per Inch	14	14	14	14	14	14
Metering Device Type	Piston	Piston	Piston	Piston	Piston	TXV
Drain Size (NPT)	¾"	¾"	¾"	¾"	¾"	¾"
Refrigerant Charge (oz.)	79	78	77	105	102	177
<b>CONDENSER FAN</b>						
Horsepower - RPM	½ - 815	¼ - 830	¼ - 1,075	¼ - 1,075	¼ - 1,075	⅓ - 1120
Fan Diameter	22	22	22	22	22	22
# of Fan Blades	3	3	3	3	3	3
<b>CONDENSER COIL</b>						
Face Area (ft2)	12.29	12.29	8.78	15.36	15.36	21
Rows Deep	1	1	2	1	1	2
Fins per Inch	24	24	27	24	24	16
<b>COMPRESSOR</b>						
Quantity	1	1	1	1	1	1
Type	Scroll	Scroll	Scroll	Scroll	Scroll	Scroll
Stage	Single	Single	Single	Single	Single	Single
<b>SOUND POWER</b>						
dBA	78	78	80	78	82	80
<b>ELECTRICAL DATA</b>						
Compressor RLA/LRA	13.5 / 58.3	14.1 / 73	16.7 / 79	16.7 / 109	19.9 / 110	25.6 / 150
Voltage/Phase (60 Hz)	208/230-1	208/230-1	208/230-1	208/230-1	208/230-1	208/230-1
Indoor Blower FLA	3.8	3.8	3.8	5.4	5.4	7
Outdoor Fan FLA	0.95	1.3	1.4	1.4	1.4	2
M.C.A.1	21.6	23	26.1	27.7	31.7	41
M.O.P.2	35	35	40	40	50	60
<b>SHIP WEIGHT (LBS)</b>						
	319	342	365	435	435	458

<sup>1</sup> Wire size should be determined in accordance with National Electrical Codes. Extensive wire runs will require larger wire sizes.

<sup>2</sup> May use fuses or HACR-type circuit breakers of the same size as noted.

Note: Always check the S&R plate for electrical data on the unit being installed.

IDB	AIRFLOW	OUTDOOR AMBIENT TEMPERATURE												ENTERING INDOOR WET BULB TEMPERATURE											
		65°F				75°F				85°F				95°F				105°F				115°F			
		59	63	67	71	59	63	67	71	59	63	67	71	59	63	67	71	59	63	67	71	59	63	67	71
70	MBh	23.0	23.4	24.1	-	22.8	23.2	23.9	-	22.2	22.6	23.2	-	21.2	21.5	22.2	-	19.9	20.2	20.9	-	18.7	19.1	19.8	-
	S/T	0.56	0.49	0.35	-	0.57	0.49	0.36	-	0.60	0.52	0.38	-	1.00	0.54	0.40	-	1.00	0.56	0.42	-	1.00	0.61	0.48	-
	ΔT	18.61	16.95	13.86	-	18.56	16.91	13.82	-	18.79	17.14	14.05	-	18.54	16.89	13.80	-	18.32	16.67	13.58	-	19.36	17.71	14.62	-
	kW	1.52	1.52	1.51	-	1.71	1.71	1.71	-	1.92	1.92	1.92	-	2.16	2.15	2.15	-	2.42	2.41	2.41	-	2.72	2.72	2.71	-
	Amps	6.10	6.09	6.07	-	6.98	6.97	6.95	-	7.96	7.95	7.93	-	9.02	9.01	8.99	-	10.20	10.20	10.18	-	11.59	11.59	11.57	-
	Hi PR	258	259	261	-	299	300	302	-	342	343	345	-	388	389	391	-	438	439	441	-	491	492	494	-
Lo PR	127	129	132	-	135	137	140	-	142	143	147	-	148	149	153	-	153	155	158	-	160	162	165	-	
800	MBh	23.3	23.6	24.3	-	23.1	23.4	24.1	-	22.5	22.8	23.5	-	21.4	21.8	22.5	-	20.2	20.5	21.2	-	19.0	19.3	20.0	-
	S/T	0.64	0.56	0.42	-	0.65	0.57	0.43	-	1.00	0.59	0.46	-	1.00	0.61	0.48	-	1.00	0.64	0.50	-	1.00	1.00	0.55	-
	ΔT	17.56	15.90	12.81	-	17.51	15.86	12.77	-	17.74	16.09	13.00	-	17.49	15.84	12.75	-	17.27	15.62	12.53	-	18.31	16.65	13.56	-
	kW	1.53	1.53	1.52	-	1.72	1.72	1.72	-	1.93	1.93	1.93	-	2.17	2.17	2.16	-	2.43	2.42	2.42	-	2.73	2.73	2.72	-
	Amps	6.14	6.14	6.12	-	7.02	7.02	7.00	-	8.00	8.00	7.98	-	9.06	9.06	9.04	-	10.25	10.24	10.23	-	11.64	11.63	11.62	-
	Hi PR	260	261	263	-	301	302	304	-	344	345	347	-	390	391	393	-	440	441	443	-	493	494	496	-
Lo PR	129	131	134	-	137	138	142	-	144	145	148	-	149	151	154	-	155	157	160	-	162	164	167	-	
875	MBh	23.5	23.8	24.5	-	23.3	23.6	24.3	-	22.7	23.0	23.7	-	21.6	22.0	22.7	-	20.4	20.7	21.4	-	19.2	19.5	20.2	-
	S/T	0.68	0.60	0.46	-	0.68	0.61	0.47	-	1.00	0.63	0.49	-	1.00	0.65	0.51	-	1.00	0.67	0.54	-	1.00	1.00	0.59	-
	ΔT	16.89	15.24	12.15	-	16.85	15.19	12.10	-	17.08	15.42	12.34	-	16.83	15.18	12.09	-	16.61	14.95	11.86	-	17.64	15.99	12.90	-
	kW	1.54	1.53	1.53	-	1.73	1.73	1.72	-	1.94	1.94	1.94	-	2.17	2.17	2.17	-	2.43	2.43	2.43	-	2.74	2.73	2.73	-
	Amps	6.17	6.17	6.15	-	7.05	7.05	7.03	-	8.03	8.03	8.01	-	9.10	9.09	9.07	-	10.28	10.27	10.26	-	11.67	11.66	11.65	-
	Hi PR	261	263	264	-	302	304	305	-	345	346	348	-	391	393	394	-	441	442	444	-	494	495	497	-
Lo PR	130	132	135	-	138	140	143	-	145	146	150	-	151	152	156	-	156	158	161	-	163	165	168	-	

700	MBh	23.1	23.4	24.1	25.1	22.8	23.2	23.9	24.9	22.2	22.6	23.3	24.3	21.2	21.5	22.2	23.3	19.9	20.2	20.9	22.0	18.8	19.1	19.8	20.8
	S/T	0.70	0.62	0.48	0.3	1.00	0.63	0.49	0.3	1.00	0.65	0.51	0.4	1.00	0.67	0.53	0.4	1.00	1.00	0.55	0.4	1.00	1.00	0.61	0.5
	ΔT	22.25	20.59	17.50	14.3	22.20	20.55	17.46	14.3	22.43	20.78	17.69	14.5	22.18	20.53	17.44	14.2	21.96	20.31	17.22	14.0	23.00	21.34	18.25	15.1
	kW	1.52	1.52	1.51	1.5	1.71	1.71	1.70	1.7	1.92	1.92	1.92	1.9	2.15	2.15	2.15	2.2	2.41	2.41	2.41	2.4	2.72	2.72	2.71	2.7
	Amps	6.09	6.08	6.07	6.1	6.97	6.96	6.95	7.0	7.95	7.94	7.93	8.0	9.01	9.00	8.99	9.1	10.20	10.19	10.17	10.2	11.59	11.58	11.57	11.6
	Hi PR	258	259	261	266	299	300	302	306	342	343	345	349	388	389	391	395	438	439	441	445	491	492	494	498
Lo PR	127	129	132	138	135	137	140	145	142	144	147	152	148	149	153	158	153	155	158	164	161	162	165	171	
800	MBh	23.3	23.6	24.3	25.4	23.1	23.4	24.1	25.2	22.5	22.8	23.5	24.6	21.4	21.8	22.5	23.5	20.2	20.5	21.2	22.2	19.0	19.3	20.0	21.1
	S/T	0.77	0.69	0.56	0.4	1.00	0.70	0.56	0.4	1.00	0.73	0.59	0.4	1.00	0.74	0.61	0.5	1.00	1.00	0.63	0.5	1.00	1.00	0.68	0.5
	ΔT	21.19	19.54	16.45	13.2	21.15	19.49	16.40	13.2	21.38	19.73	16.64	13.4	21.13	19.48	16.39	13.2	20.91	19.26	16.17	13.0	21.95	20.29	17.20	14.0
	kW	1.53	1.53	1.52	1.5	1.72	1.72	1.71	1.7	1.93	1.93	1.93	1.9	2.17	2.16	2.16	2.2	2.42	2.42	2.42	2.4	2.73	2.73	2.72	2.7
	Amps	6.14	6.13	6.12	6.2	7.02	7.01	7.00	7.1	8.00	7.99	7.98	8.0	9.06	9.05	9.04	9.1	10.24	10.24	10.22	10.3	11.64	11.63	11.61	11.7
	Hi PR	260	261	263	268	301	302	304	309	344	345	347	351	390	391	393	398	440	441	443	447	493	494	496	500
Lo PR	129	131	134	139	137	138	142	147	144	145	148	154	149	151	154	160	155	157	160	165	162	164	167	172	
875	MBh	23.5	23.8	24.5	25.6	23.3	23.6	24.3	25.4	22.7	23.0	23.7	24.8	21.7	22.0	22.7	23.7	20.4	20.7	21.4	22.5	19.2	19.6	20.2	21.3
	S/T	0.81	0.73	0.59	0.4	1.00	0.74	0.60	0.5	1.00	0.76	0.63	0.5	1.00	0.78	0.65	0.5	1.00	1.00	0.67	0.5	1.00	1.00	0.72	0.6
	ΔT	20.53	18.88	15.79	12.6	20.48	18.83	15.74	12.5	20.72	19.06	15.97	12.8	20.47	18.81	15.72	12.5	20.25	18.59	15.50	12.3	21.28	19.63	16.54	13.3
	kW	1.53	1.53	1.53	1.5	1.73	1.72	1.72	1.7	1.94	1.94	1.94	2.0	2.17	2.17	2.17	2.2	2.43	2.43	2.43	2.4	2.74	2.73	2.73	2.7
	Amps	6.17	6.16	6.15	6.2	7.05	7.04	7.03	7.1	8.03	8.02	8.01	8.1	9.09	9.08	9.07	9.1	10.28	10.27	10.25	10.3	11.67	11.66	11.64	11.7
	Hi PR	262	263	265	269	303	304	306	310	345	347	348	353	392	393	395	399	441	443	444	449	495	496	497	502
Lo PR	130	132	135	141	138	140	143	148	145	147	150	155	151	152	156	161	156	158	161	167	163	165	168	174	

IDB: Entering Indoor Dry Bulb Temperature  
 High and low pressures are measured at the liquid and suction service valves.  
 Shaded area reflects ACCA (TVA) conditions.  
 kW = Total system power  
 Amps = outdoor unit amps (comp.+fan)

IDB	AIRFLOW	OUTDOOR AMBIENT TEMPERATURE												ENTERING INDOOR WET BULB TEMPERATURE											
		65°F				75°F				85°F				95°F				105°F				115°F			
		59	63	67	71	59	63	67	71	59	63	67	71	59	63	67	71	59	63	67	71	59	63	67	71
80	MBh	23.2	23.5	24.2	25.2	23.0	23.3	24.0	25.0	22.4	22.7	23.4	24.4	21.3	21.6	22.3	23.4	20.0	20.4	21.1	22.1	18.9	19.2	19.9	21.0
	S/T	1.00	0.75	0.61	0.5	1.00	0.75	0.61	0.5	1.00	0.78	0.64	0.5	1.00	1.00	0.66	0.5	1.00	1.00	0.68	0.5	1.00	1.00	0.74	0.6
	ΔT	25.91	24.25	21.16	18.0	25.86	24.21	21.12	17.9	26.10	24.44	21.35	18.2	25.85	24.19	21.10	17.9	25.62	23.97	20.88	17.7	26.66	25.01	21.92	18.7
	KW	1.52	1.52	1.51	1.5	1.71	1.71	1.71	1.7	1.92	1.92	1.92	1.9	2.16	2.15	2.15	2.2	2.42	2.41	2.41	2.4	2.72	2.72	2.71	2.7
	Amps	6.10	6.09	6.07	6.1	6.97	6.97	6.95	7.0	7.95	7.95	7.93	8.0	9.02	9.01	8.99	9.1	10.20	10.19	10.18	10.2	11.59	11.59	11.57	11.6
	Hi PR	259	260	262	266	299	301	302	307	342	343	345	350	388	390	391	396	438	439	441	446	491	492	494	499
	Lo PR	128	129	133	138	136	137	141	146	143	144	147	153	148	150	153	159	154	156	159	164	161	163	166	171
	MBh	23.4	23.7	24.4	25.5	23.2	23.5	24.2	25.3	22.6	22.9	23.6	24.7	21.6	21.9	22.6	23.6	20.3	20.6	21.3	22.4	19.1	19.5	20.1	21.2
	S/T	1.00	0.82	0.68	0.5	1.00	0.83	0.69	0.5	1.00	1.00	0.71	0.6	1.00	1.00	0.73	0.6	1.00	1.00	0.76	0.6	1.00	1.00	1.00	0.7
	ΔT	24.86	23.20	20.11	16.9	24.81	23.16	20.07	16.9	25.04	23.39	20.30	17.1	24.79	23.14	20.05	16.8	24.57	22.92	19.83	16.6	25.61	23.95	20.86	17.7
KW	1.53	1.53	1.52	1.5	1.72	1.72	1.72	1.7	1.93	1.93	1.93	1.9	2.17	2.16	2.16	2.2	2.43	2.42	2.42	2.4	2.73	2.73	2.72	2.7	
Amps	6.14	6.14	6.12	6.2	7.02	7.02	7.00	7.1	8.00	8.00	7.98	8.0	9.06	9.06	9.04	9.1	10.25	10.24	10.23	10.3	11.64	11.63	11.62	11.7	
Hi PR	261	262	264	268	302	303	305	309	344	346	347	352	391	392	394	398	440	442	443	448	493	495	496	501	
Lo PR	130	131	134	140	137	139	142	148	144	146	149	154	150	152	155	160	156	157	160	166	163	164	168	173	
MBh	23.6	24.0	24.7	25.7	23.4	23.8	24.4	25.5	22.8	23.1	23.8	24.9	21.8	22.1	22.8	23.9	20.5	20.8	21.5	22.6	19.3	19.7	20.4	21.4	
S/T	1.00	0.86	0.72	0.6	1.00	0.87	0.73	0.6	1.00	1.00	0.75	0.6	1.00	1.00	0.77	0.6	1.00	1.00	0.80	0.7	1.00	1.00	1.00	0.7	
ΔT	24.19	22.54	19.45	16.2	24.15	22.49	19.40	16.2	24.38	22.73	19.64	16.4	24.13	22.48	19.39	16.2	23.91	22.26	19.17	16.0	24.95	23.29	20.20	17.0	
KW	1.53	1.53	1.53	1.5	1.73	1.73	1.72	1.7	1.94	1.94	1.94	2.0	2.17	2.17	2.17	2.2	2.43	2.43	2.43	2.4	2.74	2.73	2.73	2.7	
Amps	6.17	6.17	6.15	6.2	7.05	7.05	7.03	7.1	8.03	8.03	8.01	8.1	9.09	9.09	9.07	9.1	10.28	10.27	10.26	10.3	11.67	11.66	11.65	11.7	
Hi PR	262	263	265	270	303	304	306	311	346	347	349	353	392	393	395	400	442	443	445	449	495	496	498	502	
Lo PR	131	132	136	141	139	140	143	149	145	147	150	156	151	153	156	162	157	159	162	167	164	166	169	174	
85	MBh	23.6	23.9	24.6	25.6	23.4	23.7	24.4	25.4	22.7	23.1	23.8	24.8	21.7	22.0	22.7	23.8	20.4	20.8	21.5	22.5	19.3	19.6	20.3	21.3
	S/T	1.00	0.85	0.71	0.6	1.00	1.00	0.72	0.6	1.00	1.00	0.74	0.6	1.00	1.00	0.76	0.6	1.00	1.00	0.76	0.6	1.00	1.00	1.00	0.7
	ΔT	29.16	27.50	24.41	21.2	29.11	27.46	24.37	21.2	29.34	27.69	24.60	21.4	29.09	27.44	24.35	21.1	28.87	27.22	24.13	20.9	29.91	28.25	25.17	22.0
	KW	1.52	1.52	1.52	1.5	1.71	1.71	1.71	1.7	1.93	1.93	1.92	1.9	2.16	2.16	2.15	2.2	2.42	2.42	2.41	2.4	2.72	2.72	2.72	2.7
	Amps	6.11	6.11	6.09	6.2	6.99	6.98	6.97	7.0	7.97	7.96	7.95	8.0	9.03	9.03	9.01	9.1	10.22	10.21	10.20	10.3	11.61	11.60	11.59	11.7
	Hi PR	260	261	263	267	301	302	304	308	344	345	347	351	390	391	393	397	439	441	442	447	493	494	496	500
	Lo PR	130	131	135	140	138	139	142	148	144	146	149	155	150	152	155	161	156	157	161	166	163	165	168	173
	MBh	23.8	24.1	24.8	25.9	23.6	23.9	24.6	25.7	23.0	23.3	24.0	25.1	22.0	22.3	23.0	24.0	20.7	21.0	21.7	22.8	19.5	19.8	20.5	21.6
	S/T	1.00	0.92	0.79	0.6	1.00	1.00	0.79	0.6	1.00	1.00	0.82	0.7	1.00	1.00	0.84	0.7	1.00	1.00	0.84	0.7	1.00	1.00	1.00	0.8
	ΔT	28.10	26.45	23.36	20.2	28.06	26.41	23.32	20.1	28.29	26.64	23.55	20.3	28.04	26.39	23.30	20.1	27.82	26.17	23.08	19.9	28.86	27.20	24.11	20.9
KW	1.53	1.53	1.53	1.5	1.72	1.72	1.72	1.7	1.94	1.94	1.93	1.9	2.17	2.17	2.17	2.2	2.43	2.43	2.42	2.4	2.73	2.73	2.73	2.7	
Amps	6.16	6.15	6.14	6.2	7.04	7.03	7.02	7.1	8.02	8.01	8.00	8.1	9.08	9.07	9.06	9.1	10.27	10.26	10.24	10.3	11.66	11.65	11.64	11.7	
Hi PR	262	263	265	269	303	304	306	310	346	347	349	353	392	393	395	399	442	443	445	449	495	496	498	502	
Lo PR	131	133	136	142	139	141	144	150	146	148	151	156	152	153	157	162	158	159	162	168	165	166	170	175	
MBh	24.0	24.4	25.0	26.1	23.8	24.1	24.8	25.9	23.2	23.5	24.2	25.3	22.2	22.5	23.2	24.2	20.9	21.2	21.9	23.0	19.7	20.1	20.8	21.8	
S/T	1.00	0.96	0.82	0.7	1.00	1.00	0.83	0.7	1.00	1.00	0.86	0.7	1.00	1.00	0.88	0.7	1.00	1.00	0.88	0.7	1.00	1.00	1.00	0.8	
ΔT	27.44	25.79	22.70	19.5	27.40	25.74	22.65	19.5	27.63	25.97	22.88	19.7	27.38	25.72	22.64	19.4	27.16	25.50	22.41	19.2	28.19	26.54	23.45	20.2	
KW	1.54	1.54	1.53	1.5	1.73	1.73	1.73	1.7	1.94	1.94	1.94	2.0	2.18	2.18	2.17	2.2	2.44	2.43	2.43	2.4	2.74	2.74	2.73	2.7	
Amps	6.19	6.18	6.17	6.2	7.07	7.06	7.05	7.1	8.05	8.04	8.03	8.1	9.11	9.10	9.09	9.2	10.30	10.29	10.27	10.3	11.69	11.68	11.67	11.7	
Hi PR	263	265	266	271	304	305	307	312	347	348	350	355	393	394	396	401	443	444	446	451	496	497	499	504	
Lo PR	133	134	138	143	141	142	145	151	147	149	152	158	153	155	158	164	159	160	164	169	166	168	171	176	

IDB: Entering Indoor Dry Bulb Temperature  
 High and low pressures are measured at the liquid and suction access fittings.  
 Shaded area reflects AHRI (TVA) conditions  
 kW = Total system power  
 Amps = outdoor unit amps (comp.+fan)

IDB	AIRFLOW	OUTDOOR AMBIENT TEMPERATURE												ENTERING INDOOR WET BULB TEMPERATURE											
		65°F				75°F				85°F				95°F				105°F				115°F			
		59	63	67	71	59	63	67	71	59	63	67	71	59	63	67	71	59	63	67	71	59	63	67	71
70	MBh	28.3	28.7	29.5	-	28.0	28.4	29.3	-	27.3	27.7	28.5	-	26.0	26.4	27.3	-	24.4	24.8	25.7	-	23.0	23.4	24.3	-
	S/T	0.60	0.52	0.38	-	0.60	0.53	0.39	-	0.63	0.55	0.41	-	0.65	0.57	0.43	-	1.00	0.59	0.45	-	1.00	0.65	0.51	-
	ΔT	18.65	16.97	13.81	-	18.61	16.92	13.77	-	18.85	17.16	14.00	-	18.59	16.90	13.75	-	18.37	16.68	13.52	-	19.42	17.73	14.58	-
	KW	1.87	1.87	1.86	-	2.10	2.10	2.10	-	2.36	2.36	2.36	-	2.64	2.64	2.64	-	2.96	2.95	2.95	-	3.32	3.32	3.32	-
	Amps	7.40	7.39	7.37	-	8.47	8.46	8.44	-	9.65	9.65	9.63	-	10.94	10.93	10.91	-	12.38	12.37	12.35	-	14.06	14.06	14.04	-
	Hi PR	267	268	270	-	309	310	312	-	353	354	356	-	401	402	404	-	452	453	455	-	507	508	510	-
Lo PR	123	125	128	-	131	132	135	-	137	139	142	-	143	145	148	-	148	150	153	-	155	157	160	-	
875	MBh	28.8	29.2	30.0	-	28.5	28.9	29.8	-	27.8	28.2	29.0	-	26.5	26.9	27.7	-	24.9	25.3	26.2	-	23.5	23.9	24.8	-
	S/T	0.69	0.61	0.47	-	0.69	0.62	0.48	-	0.72	0.64	0.50	-	1.00	0.66	0.52	-	1.00	0.68	0.54	-	1.00	0.74	0.60	-
	ΔT	17.24	15.55	12.40	-	17.20	15.51	12.35	-	17.43	15.74	12.59	-	17.18	15.49	12.34	-	16.95	15.26	12.11	-	18.01	16.32	13.17	-
	KW	1.89	1.88	1.88	-	2.12	2.12	2.11	-	2.38	2.38	2.37	-	2.66	2.66	2.65	-	2.97	2.97	2.97	-	3.34	3.34	3.34	-
	Amps	7.48	7.47	7.45	-	8.54	8.53	8.52	-	9.73	9.72	9.70	-	11.02	11.01	10.99	-	12.45	12.45	12.43	-	14.14	14.13	14.11	-
	Hi PR	270	271	273	-	312	313	315	-	356	357	359	-	404	405	407	-	455	456	458	-	510	511	513	-
Lo PR	126	127	130	-	133	135	138	-	140	141	144	-	145	147	150	-	151	152	156	-	158	159	162	-	
1125	MBh	29.0	29.4	30.3	-	28.7	29.2	30.0	-	28.0	28.4	29.3	-	26.7	27.1	28.0	-	25.2	25.6	26.4	-	23.8	24.2	25.0	-
	S/T	0.71	0.63	0.49	-	0.72	0.64	0.50	-	0.74	0.66	0.52	-	1.00	0.68	0.54	-	1.00	0.71	0.57	-	1.00	0.76	0.62	-
	ΔT	16.74	15.05	11.89	-	16.69	15.00	11.85	-	16.93	15.24	12.09	-	16.67	14.98	11.83	-	16.45	14.76	11.60	-	17.50	15.82	12.66	-
	KW	1.89	1.89	1.89	-	2.12	2.12	2.12	-	2.38	2.38	2.38	-	2.67	2.66	2.66	-	2.98	2.98	2.97	-	3.35	3.35	3.34	-
	Amps	7.50	7.50	7.48	-	8.57	8.56	8.54	-	9.76	9.75	9.73	-	11.04	11.04	11.02	-	12.48	12.47	12.45	-	14.17	14.16	14.14	-
	Hi PR	271	272	274	-	313	314	316	-	357	359	360	-	405	406	408	-	456	458	459	-	511	512	514	-
Lo PR	127	128	131	-	134	136	139	-	141	142	146	-	146	148	151	-	152	154	157	-	159	160	164	-	

75	MBh	28.3	28.7	29.5	30.8	28.0	28.4	29.3	30.6	27.3	27.7	28.5	29.8	26.0	26.4	27.3	28.6	24.5	24.9	25.7	27.0	23.0	23.4	24.3	25.6
	S/T	0.73	0.65	0.51	0.4	0.74	0.66	0.52	0.4	1.00	0.69	0.55	0.4	1.00	0.71	0.57	0.4	1.00	0.73	0.59	0.4	1.00	1.00	0.64	0.5
	ΔT	22.37	20.68	17.53	14.3	22.32	20.63	17.48	14.2	22.56	20.87	17.72	14.4	22.30	20.62	17.46	14.2	22.08	20.39	17.24	14.0	23.14	21.45	18.29	15.0
	KW	1.87	1.87	1.86	1.9	2.10	2.10	2.09	2.1	2.36	2.36	2.35	2.4	2.64	2.64	2.64	2.7	2.95	2.95	2.95	3.0	3.32	3.32	3.32	3.3
	Amps	7.39	7.38	7.37	7.4	8.46	8.45	8.43	8.5	9.65	9.64	9.62	9.7	10.93	10.92	10.91	11.0	12.37	12.36	12.34	12.4	14.06	14.05	14.03	14.1
	Hi PR	267	268	270	275	309	310	312	317	353	354	356	361	401	402	404	409	452	453	455	460	507	508	510	515
Lo PR	123	125	128	133	131	132	136	141	137	139	142	147	143	145	148	153	148	150	153	158	155	157	160	165	
1050	MBh	28.8	29.2	30.0	31.3	28.5	28.9	29.8	31.1	27.8	28.2	29.0	30.3	26.5	26.9	27.8	29.0	24.9	25.3	26.2	27.5	23.5	23.9	24.8	26.1
	S/T	0.82	0.74	0.60	0.5	1.00	0.75	0.61	0.5	1.00	0.77	0.63	0.5	1.00	0.79	0.65	0.5	1.00	0.82	0.68	0.5	1.00	1.00	0.73	0.6
	ΔT	20.96	19.27	16.11	12.8	20.91	19.22	16.07	12.8	21.15	19.46	16.30	13.0	20.89	19.20	16.05	12.8	20.67	18.98	15.82	12.6	21.72	20.03	16.88	13.6
	KW	1.88	1.88	1.88	1.9	2.12	2.12	2.11	2.1	2.38	2.37	2.37	2.4	2.66	2.66	2.65	2.7	2.97	2.97	2.97	3.0	3.34	3.34	3.33	3.4
	Amps	7.47	7.46	7.44	7.5	8.53	8.53	8.51	8.6	9.72	9.72	9.70	9.8	11.01	11.00	10.98	11.1	12.45	12.44	12.42	12.5	14.13	14.12	14.11	14.2
	Hi PR	270	271	273	278	312	313	315	320	356	358	359	364	404	405	407	412	455	457	458	463	510	511	513	518
Lo PR	126	127	130	136	133	135	138	143	140	141	145	150	145	147	150	155	151	152	156	161	158	159	162	168	
1125	MBh	29.0	29.4	30.3	31.6	28.8	29.2	30.0	31.3	28.0	28.4	29.3	30.6	26.7	27.2	28.0	29.3	25.2	25.6	26.4	27.7	23.8	24.2	25.0	26.3
	S/T	0.84	0.77	0.63	0.5	1.00	0.77	0.63	0.5	1.00	0.80	0.66	0.5	1.00	0.82	0.68	0.5	1.00	0.84	0.70	0.6	1.00	1.00	0.75	0.6
	ΔT	20.45	18.76	15.61	12.3	20.40	18.71	15.56	12.3	20.64	18.95	15.80	12.5	20.39	18.70	15.54	12.3	20.16	18.47	15.32	12.1	21.22	19.53	16.38	13.1
	KW	1.89	1.89	1.88	1.9	2.12	2.12	2.12	2.1	2.38	2.38	2.38	2.4	2.66	2.66	2.66	2.7	2.98	2.98	2.97	3.0	3.35	3.34	3.34	3.4
	Amps	7.50	7.49	7.47	7.6	8.56	8.55	8.54	8.6	9.75	9.74	9.72	9.8	11.04	11.03	11.01	11.1	12.47	12.47	12.45	12.5	14.16	14.15	14.13	14.2
	Hi PR	271	272	274	279	313	315	316	321	358	359	361	365	405	406	408	413	457	458	460	464	511	513	514	519
Lo PR	127	128	131	137	134	136	139	144	141	142	146	151	147	148	151	156	152	154	157	162	159	160	164	169	

IDB: Entering Indoor Dry Bulb Temperature  
 High and low pressures are measured at the liquid and suction service valves.  
 Shaded area reflects ACCA (TVA) conditions.  
 kW = Total system power  
 Amps = outdoor unit amps (comp.+fan)

IDB	AIRFLOW	OUTDOOR AMBIENT TEMPERATURE												ENTERING INDOOR WET BULB TEMPERATURE											
		65°F				75°F				85°F				95°F				105°F				115°F			
		59	63	67	71	59	63	67	71	59	63	67	71	59	63	67	71	59	63	67	71	59	63	67	71
80	MBh	28.4	28.8	29.7	31.0	28.2	28.6	29.4	30.7	27.4	27.8	28.7	30.0	26.2	26.6	27.4	28.7	24.6	25.0	25.9	27.2	23.2	23.6	24.4	25.7
	S/T	1.00	0.78	0.64	0.5	1.00	0.79	0.65	0.5	1.00	0.81	0.67	0.5	1.00	0.83	0.69	0.5	1.00	1.00	1.00	0.72	0.6	1.00	1.00	0.77
	ΔT	26.11	24.42	21.26	18.0	26.06	24.37	21.22	18.0	26.30	24.61	21.46	18.2	26.04	24.35	21.20	17.9	25.82	24.13	20.98	17.7	26.88	25.19	22.03	18.8
	KW	1.87	1.87	1.86	1.9	2.10	2.10	2.10	2.1	2.36	2.36	2.36	2.4	2.64	2.64	2.64	2.7	2.96	2.95	2.95	3.0	3.32	3.32	3.32	3.3
	Amps	7.40	7.39	7.37	7.5	8.46	8.46	8.44	8.5	9.65	9.64	9.63	9.7	10.94	10.93	10.91	11.0	12.38	12.37	12.35	12.4	14.06	14.05	14.04	14.1
	Hi PR	267	269	270	275	310	311	313	317	354	355	357	362	401	403	404	409	453	454	456	460	508	509	511	515
Lo PR	124	125	129	134	131	133	136	141	138	140	143	148	144	145	148	154	149	151	154	159	156	157	161	166	
80	MBh	28.9	29.3	30.2	31.5	28.7	29.1	29.9	31.2	27.9	28.3	29.2	30.5	26.7	27.1	27.9	29.2	25.1	25.5	26.3	27.6	23.7	24.1	24.9	26.2
	S/T	1.00	0.87	0.73	0.6	1.00	0.88	0.74	0.6	1.00	0.90	0.76	0.6	1.00	1.00	0.78	0.6	1.00	1.00	1.00	0.81	0.7	1.00	1.00	0.86
	ΔT	24.69	23.01	19.85	16.6	24.65	22.96	19.81	16.5	24.89	23.20	20.04	16.8	24.63	22.94	19.79	16.5	24.41	22.72	19.56	16.3	25.46	23.77	20.62	17.4
	KW	1.89	1.88	1.88	1.9	2.12	2.12	2.11	2.1	2.38	2.38	2.37	2.4	2.66	2.66	2.65	2.7	2.97	2.97	2.97	3.0	3.34	3.34	3.34	3.4
	Amps	7.48	7.47	7.45	7.5	8.54	8.53	8.51	8.6	9.73	9.72	9.70	9.8	11.02	11.01	10.99	11.1	12.45	12.44	12.43	12.5	14.14	14.13	14.11	14.2
	Hi PR	270	272	274	278	313	314	316	320	357	358	360	365	405	406	408	412	456	457	459	464	511	512	514	518
Lo PR	126	128	131	136	134	135	138	144	140	142	145	150	146	147	151	156	151	153	156	161	158	160	163	168	
80	MBh	29.2	29.6	30.4	31.7	28.9	29.3	30.2	31.5	28.2	28.6	29.4	30.7	26.9	27.3	28.1	29.4	25.3	25.7	26.6	27.9	23.9	24.3	25.2	26.5
	S/T	1.00	0.89	0.75	0.6	1.00	0.90	0.76	0.6	1.00	0.93	0.79	0.6	1.00	1.00	0.81	0.7	1.00	1.00	1.00	0.83	0.7	1.00	1.00	0.88
	ΔT	24.19	22.50	19.35	16.1	24.14	22.45	19.30	16.0	24.38	22.69	19.54	16.3	24.13	22.44	19.28	16.0	23.90	22.21	19.06	15.8	24.96	23.27	20.11	16.8
	KW	1.89	1.89	1.89	1.9	2.12	2.12	2.12	2.1	2.38	2.38	2.38	2.4	2.66	2.66	2.66	2.7	2.98	2.98	2.97	3.0	3.35	3.35	3.34	3.4
	Amps	7.50	7.49	7.48	7.6	8.57	8.56	8.54	8.6	9.76	9.75	9.73	9.8	11.04	11.03	11.02	11.1	12.48	12.47	12.45	12.5	14.17	14.16	14.14	14.2
	Hi PR	272	273	275	279	314	315	317	322	358	359	361	366	406	407	409	413	457	458	460	465	512	513	515	520
Lo PR	127	129	132	137	135	136	140	145	141	143	146	151	147	149	152	157	153	154	157	163	159	161	164	169	
85	MBh	28.9	29.3	30.2	31.5	28.7	29.1	29.9	31.2	27.9	28.3	29.2	30.5	26.6	27.0	27.9	29.2	25.1	25.5	26.3	27.6	23.7	24.1	24.9	26.2
	S/T	1.00	0.89	0.75	0.6	1.00	0.89	0.75	0.6	1.00	1.00	0.87	0.7	1.00	1.00	0.89	0.7	1.00	1.00	1.00	0.82	0.7	1.00	1.00	0.7
	ΔT	29.42	27.73	24.58	21.3	29.38	27.69	24.53	21.3	29.61	27.93	24.77	21.5	29.36	27.67	24.52	21.2	29.13	27.44	24.29	21.0	30.19	28.50	25.35	22.1
	KW	1.87	1.87	1.87	1.9	2.11	2.10	2.10	2.1	2.37	2.36	2.36	2.4	2.65	2.64	2.64	2.7	2.96	2.96	2.95	3.0	3.33	3.33	3.32	3.3
	Amps	7.42	7.41	7.39	7.5	8.48	8.48	8.46	8.5	9.67	9.66	9.65	9.7	10.96	10.95	10.93	11.0	12.40	12.39	12.37	12.5	14.08	14.07	14.06	14.1
	Hi PR	269	270	272	276	311	312	314	319	355	356	358	363	403	404	406	410	454	455	457	462	509	510	512	517
Lo PR	126	127	130	136	133	135	138	143	140	141	145	150	145	147	150	155	151	152	156	161	158	159	162	168	
85	MBh	29.4	29.8	30.6	31.9	29.1	29.5	30.4	31.7	28.4	28.8	29.7	30.9	27.1	27.5	28.4	29.7	25.6	26.0	26.8	28.1	24.1	24.5	25.4	26.7
	S/T	1.00	0.98	0.84	0.7	1.00	1.00	0.84	0.7	1.00	1.00	0.87	0.7	1.00	1.00	0.89	0.7	1.00	1.00	1.00	0.91	0.8	1.00	1.00	0.8
	ΔT	28.01	26.32	23.17	19.9	27.96	26.28	23.12	19.9	28.20	26.51	23.36	20.1	27.95	26.26	23.10	19.8	27.72	26.03	22.88	19.6	28.78	27.09	23.94	20.7
	KW	1.89	1.89	1.88	1.9	2.12	2.12	2.12	2.1	2.38	2.38	2.38	2.4	2.66	2.66	2.66	2.7	2.98	2.98	2.97	3.0	3.35	3.34	3.34	3.4
	Amps	7.50	7.49	7.47	7.6	8.56	8.55	8.53	8.6	9.75	9.74	9.72	9.8	11.04	11.03	11.01	11.1	12.47	12.46	12.45	12.5	14.16	14.15	14.13	14.2
	Hi PR	272	273	275	279	314	315	317	322	358	359	361	366	406	407	409	413	457	458	460	465	512	513	515	520
Lo PR	128	130	133	138	136	137	140	146	142	144	147	152	148	149	152	158	153	155	158	163	160	162	165	170	
85	MBh	29.6	30.0	30.9	32.2	29.4	29.8	30.6	31.9	28.7	29.1	29.9	31.2	27.4	27.8	28.6	29.9	25.8	26.2	27.1	28.4	24.4	24.8	25.6	26.9
	S/T	1.00	1.00	0.86	0.7	1.00	1.00	0.87	0.7	1.00	1.00	0.89	0.7	1.00	1.00	0.91	0.8	1.00	1.00	1.00	0.8	1.00	1.00	1.00	0.8
	ΔT	27.50	25.82	22.66	19.4	27.46	25.77	22.62	19.3	27.70	26.01	22.85	19.6	27.44	25.75	22.60	19.3	27.22	25.53	22.37	19.1	28.27	26.58	23.43	20.2
	KW	1.90	1.89	1.89	1.9	2.13	2.13	2.12	2.1	2.39	2.39	2.38	2.4	2.67	2.67	2.66	2.7	2.98	2.98	2.98	3.0	3.35	3.35	3.35	3.4
	Amps	7.52	7.51	7.50	7.6	8.59	8.58	8.56	8.6	9.78	9.77	9.75	9.8	11.06	11.05	11.04	11.1	12.50	12.49	12.47	12.6	14.19	14.18	14.16	14.2
	Hi PR	273	274	276	281	315	316	318	323	359	361	362	367	407	408	410	415	458	460	461	466	513	514	516	521
Lo PR	129	131	134	139	137	138	141	147	143	145	148	153	149	150	154	159	154	156	159	164	161	163	166	171	

IDB: Entering Indoor Dry Bulb Temperature  
 High and low pressures are measured at the liquid and suction access fittings.  
 Shaded area reflects AHRI (TVA) conditions  
 kW = Total system power  
 Amps = outdoor unit amps (comp.+fan)

IDB	AIRFLOW	OUTDOOR AMBIENT TEMPERATURE																																			
		65°F						75°F						85°F						95°F						105°F						115°F					
		59	63	67	71	75	79	59	63	67	71	75	79	59	63	67	71	75	79	59	63	67	71	75	79	59	63	67	71	75	79	59	63	67	71	75	79
70	MBh	28.0	28.4	29.3	-	-	-	27.8	28.2	29.0	-	-	-	27.0	27.4	28.3	-	-	-	25.8	26.2	27.0	-	-	-	24.2	24.6	25.4	-	-	-	22.8	23.2	24.0	-	-	-
	S/T	0.51	0.43	0.29	-	-	-	0.52	0.44	0.30	-	-	-	0.54	0.46	0.32	-	-	-	0.56	0.48	0.34	-	-	-	1.00	0.51	0.37	-	-	-	1.00	0.56	0.42	-	-	-
	ΔT	19.80	18.11	14.96	-	-	-	19.75	18.06	14.91	-	-	-	19.99	18.30	15.15	-	-	-	19.74	18.05	14.89	-	-	-	19.51	17.82	14.67	-	-	-	20.57	18.88	15.72	-	-	-
	KW	1.86	1.85	1.85	-	-	-	2.09	2.09	2.08	-	-	-	2.35	2.35	2.34	-	-	-	2.63	2.63	2.62	-	-	-	2.94	2.94	2.94	-	-	-	3.31	3.31	3.31	-	-	-
	Amps	7.34	7.33	7.31	-	-	-	8.40	8.39	8.38	-	-	-	9.59	9.58	9.57	-	-	-	10.88	10.87	10.85	-	-	-	12.32	12.31	12.29	-	-	-	14.00	13.99	13.98	-	-	-
	Hi PR	264	266	268	-	-	-	307	308	310	-	-	-	351	352	354	-	-	-	399	400	402	-	-	-	450	451	453	-	-	-	505	506	508	-	-	-
Lo PR	122	123	126	-	-	-	129	131	134	-	-	-	136	137	141	-	-	-	142	143	146	-	-	-	147	149	152	-	-	-	154	155	159	-	-	-	
70	MBh	28.3	28.7	29.5	-	-	-	28.0	28.4	29.3	-	-	-	27.3	27.7	28.5	-	-	-	26.0	26.4	27.3	-	-	-	24.4	24.8	25.7	-	-	-	23.0	23.4	24.3	-	-	-
	S/T	0.60	0.52	0.38	-	-	-	0.60	0.53	0.39	-	-	-	0.63	0.55	0.41	-	-	-	0.65	0.57	0.43	-	-	-	1.00	0.59	0.45	-	-	-	1.00	0.65	0.51	-	-	-
	ΔT	18.65	16.97	13.81	-	-	-	18.61	16.92	13.77	-	-	-	18.85	17.16	14.00	-	-	-	18.59	16.90	13.75	-	-	-	18.37	16.68	13.52	-	-	-	19.42	17.73	14.58	-	-	-
	KW	1.87	1.87	1.86	-	-	-	2.10	2.10	2.10	-	-	-	2.36	2.36	2.36	-	-	-	2.64	2.64	2.64	-	-	-	2.96	2.95	2.95	-	-	-	3.32	3.32	3.32	-	-	-
	Amps	7.40	7.39	7.37	-	-	-	8.47	8.46	8.44	-	-	-	9.65	9.65	9.63	-	-	-	10.94	10.93	10.91	-	-	-	12.38	12.37	12.35	-	-	-	14.06	14.06	14.04	-	-	-
	Hi PR	267	268	270	-	-	-	309	310	312	-	-	-	353	354	356	-	-	-	401	402	404	-	-	-	452	453	455	-	-	-	507	508	510	-	-	-
Lo PR	123	125	128	-	-	-	131	132	135	-	-	-	137	139	142	-	-	-	143	145	148	-	-	-	148	150	153	-	-	-	155	157	160	-	-	-	
70	MBh	28.8	29.2	30.0	-	-	-	28.5	28.9	29.8	-	-	-	27.8	28.2	29.0	-	-	-	26.5	26.9	27.7	-	-	-	24.9	25.3	26.2	-	-	-	23.5	23.9	24.8	-	-	-
	S/T	0.69	0.61	0.47	-	-	-	0.69	0.62	0.48	-	-	-	0.72	0.64	0.50	-	-	-	1.00	0.66	0.52	-	-	-	1.00	0.68	0.54	-	-	-	1.00	0.74	0.60	-	-	-
	ΔT	17.24	15.55	12.40	-	-	-	17.20	15.51	12.35	-	-	-	17.43	15.74	12.59	-	-	-	17.18	15.49	12.34	-	-	-	16.95	15.26	12.11	-	-	-	18.01	16.32	13.17	-	-	-
	KW	1.89	1.88	1.88	-	-	-	2.12	2.12	2.11	-	-	-	2.38	2.38	2.37	-	-	-	2.66	2.66	2.65	-	-	-	2.97	2.97	2.97	-	-	-	3.34	3.34	3.34	-	-	-
	Amps	7.48	7.47	7.45	-	-	-	8.54	8.53	8.52	-	-	-	9.73	9.72	9.70	-	-	-	11.02	11.01	10.99	-	-	-	12.45	12.45	12.43	-	-	-	14.14	14.13	14.11	-	-	-
	Hi PR	270	271	273	-	-	-	312	313	315	-	-	-	356	357	359	-	-	-	404	405	407	-	-	-	455	456	458	-	-	-	510	511	513	-	-	-
Lo PR	126	127	130	-	-	-	133	135	138	-	-	-	140	141	144	-	-	-	145	147	150	-	-	-	151	152	156	-	-	-	158	159	162	-	-	-	

IDB	AIRFLOW	OUTDOOR AMBIENT TEMPERATURE																																			
		65°F						75°F						85°F						95°F						105°F						115°F					
		59	63	67	71	75	79	59	63	67	71	75	79	59	63	67	71	75	79	59	63	67	71	75	79	59	63	67	71	75	79	59	63	67	71	75	79
75	MBh	28.0	28.4	29.3	30.6	-	-	27.8	28.2	29.0	30.3	-	-	27.0	27.4	28.3	29.6	-	-	25.8	26.2	27.0	28.3	-	-	24.2	24.6	25.5	26.8	-	-	22.8	23.2	24.0	25.3	-	-
	S/T	0.64	0.56	0.42	0.3	-	-	0.65	0.57	0.43	0.3	-	-	1.00	0.60	0.46	0.3	-	-	1.00	0.62	0.48	0.3	-	-	1.00	0.64	0.50	0.4	-	-	1.00	1.00	0.55	0.4	-	-
	ΔT	23.51	21.82	18.67	15.4	-	-	23.47	21.78	18.62	15.4	-	-	23.70	22.01	18.86	15.6	-	-	23.45	21.76	18.61	15.3	-	-	23.22	21.53	18.38	15.1	-	-	24.28	22.59	19.44	16.2	-	-
	KW	1.85	1.85	1.85	1.9	-	-	2.09	2.08	2.08	2.1	-	-	2.35	2.34	2.34	2.4	-	-	2.63	2.63	2.62	2.6	-	-	2.94	2.94	2.94	3.0	-	-	3.31	3.31	3.30	3.3	-	-
	Amps	7.33	7.32	7.30	7.4	-	-	8.40	8.39	8.37	8.5	-	-	9.58	9.58	9.56	9.6	-	-	10.87	10.86	10.84	10.9	-	-	12.31	12.30	12.28	12.4	-	-	13.99	13.99	13.97	14.0	-	-
	Hi PR	265	266	268	272	-	-	307	308	310	315	-	-	351	352	354	359	-	-	399	400	402	406	-	-	450	451	453	458	-	-	505	506	508	513	-	-
Lo PR	122	123	127	132	-	-	129	131	134	139	-	-	136	138	141	146	-	-	142	143	146	152	-	-	147	149	152	157	-	-	154	155	159	164	-	-	
75	MBh	28.3	28.7	29.5	30.8	-	-	28.0	28.4	29.3	30.6	-	-	27.3	27.7	28.5	29.8	-	-	26.0	26.4	27.3	28.6	-	-	24.5	24.9	25.7	27.0	-	-	23.0	23.4	24.3	25.6	-	-
	S/T	0.73	0.65	0.51	0.4	-	-	0.74	0.66	0.52	0.4	-	-	1.00	0.69	0.55	0.4	-	-	1.00	0.71	0.57	0.4	-	-	1.00	0.73	0.59	0.4	-	-	1.00	1.00	0.64	0.5	-	-
	ΔT	22.37	20.68	17.53	14.3	-	-	22.32	20.63	17.48	14.2	-	-	22.56	20.87	17.72	14.4	-	-	22.30	20.62	17.46	14.2	-	-	22.08	20.39	17.24	14.0	-	-	23.14	21.45	18.29	15.0	-	-
	KW	1.87	1.87	1.86	1.9	-	-	2.10	2.10	2.09	2.1	-	-	2.36	2.36	2.35	2.4	-	-	2.64	2.64	2.64	2.7	-	-	2.95	2.95	2.95	3.0	-	-	3.32	3.32	3.32	3.3	-	-
	Amps	7.39	7.38	7.37	7.4	-	-	8.46	8.45	8.43	8.5	-	-	9.65	9.64	9.62	9.7	-	-	10.93	10.92	10.91	11.0	-	-	12.37	12.36	12.34	12.4	-	-	14.06	14.05	14.03	14.1	-	-
	Hi PR	267	268	270	275	-	-	309	310	312	317	-	-	353	354	356	361	-	-	401	402	404	409	-	-	452	453	455	460	-	-	507	508	510	515	-	-
Lo PR	123	125	128	133	-	-	131	132	136	141	-	-	137	139	142	147	-	-	143	145	148	153	-	-	148	150	153	158	-	-	155	157	160	165	-	-	
75	MBh	28.8	29.2	30.0	31.3	-	-	28.5	28.9	29.8	31.1	-	-	27.8	28.2	29.0	30.3	-	-	26.5	26.9	27.8	29.0	-	-	24.9	25.3	26.2	27.5	-	-	23.5	23.9	24.8	26.1	-	-
	S/T	0.82	0.74	0.60	0.5	-	-	1.00	0.75	0.61	0.5	-	-	1.00	0.77	0.63	0.5	-	-	1.00	0.79	0.65	0.5	-	-	1.00	0.82	0.68	0.5	-	-	1.00	1.00	0.73	0.6	-	-
	ΔT	20.96	19.27	16.11	12.8	-	-	20.91	19.22	16.07	12.8	-	-	21.15	19.46	16.30	13.0	-	-	20.89	19.20	16.05	12.8	-	-	20.67	18.98	15.82	12.6	-	-	21.72	20.03	16.88	13.6	-	-
	KW	1.88	1.88	1.88	1.9	-	-	2.12	2.12	2.11	2.1	-	-	2.38	2.37	2.37	2.4	-	-	2.66	2.66	2.65	2.7	-	-	2.97	2.97	2.97	3.0	-	-	3.34	3.34	3.33	3.4	-	-
	Amps	7.47	7.46	7.44	7.5	-	-	8.53	8.53	8.51	8.6	-	-	9.72	9.72	9.70	9.8	-	-	11.01	11.00	10.98	11.1	-	-	12.45	12.44	12.42	12.5	-	-	14.13	14.12	14.11	14.2	-	-
	Hi PR	270	271	273	278	-	-	312	313	315	320	-	-	356	358																						



IDB	AIRFLOW	OUTDOOR AMBIENT TEMPERATURE																																			
		65°F						75°F						85°F						95°F						105°F						115°F					
		59	63	67	71	75	79	59	63	67	71	75	79	59	63	67	71	75	79	59	63	67	71	75	79	59	63	67	71	75	79	59	63	67	71	75	79
80	MBh	28.4	28.8	29.7	31.0	28.2	28.6	29.4	30.7	27.4	27.8	28.7	30.0	26.2	26.6	27.4	28.7	24.6	25.0	25.9	27.2	23.2	23.6	24.4	25.7												
	S/T	1.00	0.78	0.64	0.5	1.00	0.79	0.65	0.5	1.00	0.81	0.67	0.5	1.00	0.83	0.69	0.5	1.00	1.00	0.72	0.6	1.00	1.00	0.77	0.6												
	ΔT	26.11	24.42	21.26	18.0	26.06	24.37	21.22	18.0	26.30	24.61	21.46	18.2	26.04	24.35	21.20	17.9	25.82	24.13	20.98	17.7	26.88	25.19	22.03	18.8												
	kW	1.87	1.87	1.86	1.9	2.10	2.10	2.10	2.1	2.36	2.36	2.36	2.4	2.64	2.64	2.64	2.7	2.96	2.95	2.95	3.0	3.32	3.32	3.32	3.3												
	Amps	7.40	7.39	7.37	7.5	8.46	8.46	8.44	8.5	9.65	9.64	9.63	9.7	10.94	10.93	10.91	11.0	12.38	12.37	12.35	12.4	14.06	14.05	14.04	14.1												
1000	Hi PR	267	269	270	275	310	311	313	317	354	355	357	362	401	403	404	409	453	454	456	460	508	509	511	515												
	Lo PR	124	125	129	134	131	133	136	141	138	140	143	148	144	145	148	154	149	151	154	159	156	157	161	166												
	MBh	28.9	29.3	30.2	31.5	28.7	29.1	29.9	31.2	27.9	28.3	29.2	30.5	26.7	27.1	27.9	29.2	25.1	25.5	26.3	27.6	23.7	24.1	24.9	26.2												
	S/T	1.00	0.87	0.73	0.6	1.00	0.88	0.74	0.6	1.00	0.90	0.76	0.6	1.00	1.00	0.78	0.6	1.00	1.00	0.81	0.7	1.00	1.00	0.86	0.7												
	ΔT	24.69	23.01	19.85	16.6	24.65	22.96	19.81	16.5	24.89	23.20	20.04	16.8	24.63	22.94	19.79	16.5	24.41	22.72	19.56	16.3	25.46	23.77	20.62	17.4												
1200	kW	1.89	1.88	1.88	1.9	2.12	2.12	2.11	2.1	2.38	2.38	2.37	2.4	2.66	2.66	2.65	2.7	2.97	2.97	2.97	3.0	3.34	3.34	3.34	3.4												
	Amps	7.48	7.47	7.45	7.5	8.54	8.53	8.51	8.6	9.73	9.72	9.70	9.8	11.02	11.01	10.99	11.1	12.45	12.44	12.43	12.5	14.14	14.13	14.11	14.2												
	Hi PR	270	272	274	278	313	314	316	320	357	358	360	365	405	406	408	412	456	457	459	464	511	512	514	518												
	Lo PR	126	128	131	136	134	135	138	144	140	142	145	150	146	147	151	156	151	153	156	161	158	160	163	168												
	MBh	29.2	29.6	30.4	31.7	28.9	29.3	30.2	31.5	28.2	28.6	29.4	30.7	26.9	27.3	28.1	29.4	25.3	25.7	26.6	27.9	23.9	24.3	25.2	26.5												
875	S/T	1.00	0.89	0.75	0.6	1.00	0.90	0.76	0.6	1.00	0.93	0.79	0.6	1.00	1.00	0.81	0.7	1.00	1.00	0.83	0.7	1.00	1.00	0.88	0.7												
	ΔT	24.19	22.50	19.35	16.1	24.14	22.45	19.30	16.0	24.38	22.69	19.54	16.3	24.13	22.44	19.28	16.0	23.90	22.21	19.06	15.8	24.96	23.27	20.11	16.8												
	kW	1.89	1.89	1.89	1.9	2.12	2.12	2.12	2.1	2.38	2.38	2.38	2.4	2.66	2.66	2.66	2.7	2.98	2.98	2.97	3.0	3.35	3.35	3.34	3.4												
	Amps	7.50	7.49	7.48	7.6	8.57	8.56	8.54	8.6	9.76	9.75	9.73	9.8	11.04	11.03	11.02	11.1	12.48	12.47	12.45	12.5	14.17	14.16	14.14	14.2												
	Hi PR	272	273	275	279	314	315	317	322	358	359	361	366	406	407	409	413	457	458	460	465	512	513	515	520												
85	Lo PR	127	129	132	137	135	136	140	145	141	143	146	151	147	149	152	157	153	154	157	163	159	161	164	169												
	MBh	28.9	29.3	30.2	31.5	28.7	29.1	29.9	31.2	27.9	28.3	29.2	30.5	26.6	27.0	27.9	29.2	25.1	25.5	26.3	27.6	23.7	24.1	24.9	26.2												
	S/T	1.00	0.89	0.75	0.6	1.00	0.89	0.75	0.6	1.00	1.00	0.78	0.6	1.00	1.00	0.80	0.7	1.00	1.00	0.82	0.7	1.00	1.00	0.8	0.7												
	ΔT	29.42	27.73	24.58	21.3	29.38	27.69	24.53	21.3	29.61	27.93	24.77	21.5	29.36	27.67	24.52	21.2	29.13	27.44	24.29	21.0	30.19	28.50	25.35	22.1												
	kW	1.87	1.87	1.87	1.9	2.11	2.10	2.10	2.1	2.37	2.36	2.36	2.4	2.65	2.64	2.64	2.7	2.96	2.96	2.95	3.0	3.33	3.33	3.32	3.3												
1000	Amps	7.42	7.41	7.39	7.5	8.48	8.48	8.46	8.5	9.67	9.66	9.65	9.7	10.96	10.95	10.93	11.0	12.40	12.39	12.37	12.5	14.08	14.07	14.06	14.1												
	Hi PR	269	270	272	276	311	312	314	319	355	356	358	363	403	404	406	410	454	455	457	462	509	510	512	517												
	Lo PR	126	127	130	136	133	135	138	143	140	141	145	150	145	147	150	155	151	152	156	161	158	159	162	168												
	MBh	29.4	29.8	30.6	31.9	29.1	29.5	30.4	31.7	28.4	28.8	29.7	30.9	27.1	27.5	28.4	29.7	25.6	26.0	26.8	28.1	24.1	24.5	25.4	26.7												
	S/T	1.00	0.98	0.84	0.7	1.00	1.00	0.84	0.7	1.00	1.00	0.87	0.7	1.00	1.00	0.89	0.7	1.00	1.00	0.91	0.8	1.00	1.00	0.8	0.8												
1200	ΔT	28.01	26.32	23.17	19.9	27.96	26.28	23.12	19.9	28.20	26.51	23.36	20.1	27.95	26.26	23.10	19.8	27.72	26.03	22.88	19.6	28.78	27.09	23.94	20.7												
	kW	1.89	1.89	1.88	1.9	2.12	2.12	2.12	2.1	2.38	2.38	2.38	2.4	2.66	2.66	2.66	2.7	2.98	2.98	2.97	3.0	3.35	3.34	3.34	3.4												
	Amps	7.50	7.49	7.47	7.6	8.56	8.55	8.53	8.6	9.75	9.74	9.72	9.8	11.04	11.03	11.01	11.1	12.47	12.46	12.45	12.5	14.16	14.15	14.13	14.2												
	Hi PR	272	273	275	279	314	315	317	322	358	359	361	366	406	407	409	413	457	458	460	465	512	513	515	520												
	Lo PR	128	130	133	138	136	137	140	146	142	144	147	152	148	149	152	158	153	155	158	163	160	162	165	170												
875	MBh	29.6	30.0	30.9	32.2	29.4	29.8	30.6	31.9	28.7	29.1	29.9	31.2	27.4	27.8	28.6	29.9	25.8	26.2	27.1	28.4	24.4	24.8	25.6	26.9												
	S/T	1.00	1.00	0.86	0.7	1.00	1.00	0.87	0.7	1.00	1.00	0.89	0.7	1.00	1.00	0.91	0.8	1.00	1.00	0.91	0.8	1.00	1.00	0.8	0.8												
	ΔT	27.50	25.82	22.66	19.4	27.46	25.77	22.62	19.3	27.70	26.01	22.85	19.6	27.44	25.75	22.60	19.3	27.22	25.53	22.37	19.1	28.27	26.58	23.43	20.2												
	kW	1.90	1.89	1.89	1.9	2.13	2.13	2.12	2.1	2.39	2.39	2.38	2.4	2.67	2.67	2.66	2.7	2.98	2.98	2.98	3.0	3.35	3.35	3.35	3.4												
	Amps	7.52	7.51	7.50	7.6	8.59	8.58	8.56	8.6	9.78	9.77	9.75	9.8	11.06	11.05	11.04	11.1	12.50	12.49	12.47	12.6	14.19	14.18	14.16	14.2												
875	Hi PR	273	274	276	281	315	316	318	323	359	361	362	367	407	408	410	415	458	460	461	466	513	514	516	521												
	Lo PR	129	131	134	139	137	138	141	147	143	145	148	153	149	150	154	159	154	156	159	164	161	163	166	171												

kW = Total system power  
Amps = outdoor unit amps (comp.+fan)

Shaded area reflects AHRI (TV) conditions

IDB: Entering Indoor Dry Bulb Temperature  
High and low pressures are measured at the liquid and suction access fittings.

IDB	AIRFLOW	OUTDOOR AMBIENT TEMPERATURE												ENTERING INDOOR WET BULB TEMPERATURE											
		65°F				75°F				85°F				95°F				105°F				115°F			
		59	63	67	71	59	63	67	71	59	63	67	71	59	63	67	71	59	63	67	71	59	63	67	71
70	MBh	41.2	41.8	43.0	-	40.9	41.4	42.7	-	39.8	40.4	41.6	-	38.0	38.5	39.8	-	35.7	36.3	37.5	-	33.7	34.3	35.5	-
	S/T	0.68	0.60	0.46	-	0.68	0.61	0.47	-	1.00	0.63	0.49	-	1.00	0.65	0.51	-	1.00	0.67	0.54	-	1.00	1.00	0.59	-
	ΔT	18.38	16.58	13.22	-	18.33	16.53	13.17	-	18.58	16.78	13.42	-	18.31	16.51	13.15	-	18.07	16.27	12.91	-	19.20	17.40	14.04	-
	KW	2.70	2.69	2.69	-	3.03	3.03	3.02	-	3.41	3.40	3.40	-	3.81	3.81	3.80	-	4.27	4.26	4.26	-	4.80	4.80	4.79	-
	Amps	10.69	10.68	10.66	-	12.23	12.22	12.19	-	13.95	13.94	13.91	-	15.81	15.79	15.77	-	17.88	17.87	17.84	-	20.32	20.30	20.28	-
	Hi PR	275	277	279	-	319	320	322	-	364	365	367	-	412	413	415	-	465	466	468	-	521	522	524	-
Lo PR	129	131	134	-	137	139	142	-	144	146	149	-	150	151	155	-	155	157	160	-	162	164	167	-	
1300	MBh	41.6	42.2	43.4	-	41.2	41.8	43.0	-	40.2	40.8	42.0	-	38.4	38.9	40.1	-	36.1	36.7	37.9	-	34.1	34.7	35.9	-
	S/T	0.70	0.62	0.49	-	0.71	0.63	0.49	-	1.00	0.66	0.52	-	1.00	0.68	0.54	-	1.00	0.70	0.56	-	1.00	1.00	0.61	-
	ΔT	17.80	16.00	12.64	-	17.75	15.95	12.59	-	18.01	16.20	12.84	-	17.73	15.93	12.57	-	17.49	15.69	12.33	-	18.62	16.82	13.46	-
	KW	2.71	2.70	2.70	-	3.04	3.04	3.03	-	3.42	3.41	3.41	-	3.82	3.82	3.81	-	4.28	4.27	4.27	-	4.81	4.80	4.80	-
	Amps	10.74	10.73	10.70	-	12.27	12.26	12.24	-	13.99	13.98	13.95	-	15.85	15.84	15.81	-	17.92	17.91	17.89	-	20.36	20.35	20.32	-
	Hi PR	277	278	280	-	320	321	323	-	365	366	368	-	414	415	417	-	466	467	469	-	522	523	525	-
Lo PR	131	132	135	-	138	140	143	-	145	147	150	-	151	153	156	-	157	158	161	-	164	165	168	-	
1575	MBh	42.4	43.0	44.2	-	42.0	42.6	43.8	-	41.0	41.5	42.8	-	39.1	39.7	40.9	-	36.9	37.5	38.7	-	34.9	35.4	36.7	-
	S/T	0.72	0.64	0.51	-	0.73	0.65	0.51	-	1.00	0.68	0.54	-	1.00	0.70	0.56	-	1.00	0.72	0.58	-	1.00	1.00	0.63	-
	ΔT	16.89	15.09	11.73	-	16.85	15.04	11.68	-	17.10	15.30	11.94	-	16.83	15.03	11.66	-	16.59	14.79	11.42	-	17.71	15.91	12.55	-
	KW	2.72	2.72	2.71	-	3.06	3.05	3.05	-	3.43	3.43	3.42	-	3.84	3.83	3.83	-	4.29	4.29	4.28	-	4.82	4.82	4.81	-
	Amps	10.80	10.79	10.76	-	12.34	12.33	12.30	-	14.06	14.05	14.02	-	15.91	15.90	15.88	-	17.99	17.98	17.95	-	20.42	20.41	20.39	-
	Hi PR	279	280	282	-	322	324	325	-	367	369	371	-	416	417	419	-	469	470	472	-	524	526	528	-
Lo PR	133	135	138	-	141	142	146	-	148	149	152	-	153	155	158	-	159	161	164	-	166	168	171	-	

1300	MBh	41.3	41.8	43.0	44.9	40.9	41.5	42.7	44.5	39.8	40.4	41.6	43.5	38.0	<b>38.6</b>	39.8	41.6	35.8	36.3	37.6	39.4	33.7	34.3	35.5	37.4
	S/T	0.81	0.73	0.59	0.4	1.00	0.74	0.60	0.5	1.00	0.76	0.62	0.5	1.00	<b>0.78</b>	0.64	0.5	1.00	1.00	0.67	0.5	1.00	1.00	0.72	0.6
	ΔT	22.34	20.54	17.18	13.7	22.29	20.49	17.13	13.6	22.54	20.74	17.38	13.9	22.27	<b>20.47</b>	17.11	13.6	22.03	20.23	16.87	13.4	23.16	21.36	18.00	14.5
	KW	2.69	2.69	2.69	2.7	3.03	3.03	3.02	3.0	3.40	3.40	3.40	3.4	3.81	<b>3.81</b>	3.80	3.8	4.26	4.26	4.26	4.3	4.80	4.79	4.79	4.8
	Amps	10.68	10.67	10.65	10.8	12.22	12.21	12.18	12.3	13.94	13.93	13.90	14.0	15.80	<b>15.78</b>	15.76	15.9	17.87	17.86	17.83	18.0	20.31	20.29	20.27	20.4
	Hi PR	276	277	279	284	319	320	322	327	364	365	367	372	413	<b>414</b>	416	420	465	466	468	473	521	522	524	529
Lo PR	129	131	134	140	137	139	142	147	144	146	149	154	150	<b>151</b>	155	160	155	157	160	166	162	164	167	173	
1400	MBh	41.6	42.2	43.4	45.3	41.3	41.8	43.1	44.9	40.2	40.8	42.0	43.9	38.4	39.0	40.2	42.0	36.1	36.7	37.9	39.8	34.1	34.7	35.9	37.8
	S/T	0.83	0.76	0.62	0.5	1.00	0.76	0.62	0.5	1.00	0.79	0.65	0.5	1.00	0.81	0.67	0.5	1.00	1.00	0.69	0.5	1.00	1.00	0.74	0.6
	ΔT	21.76	19.96	16.60	13.1	21.71	19.91	16.55	13.1	21.96	20.16	16.80	13.3	21.69	19.89	16.53	13.0	21.45	19.65	16.29	12.8	22.58	20.78	17.42	13.9
	KW	2.70	2.70	2.69	2.7	3.04	3.04	3.03	3.1	3.41	3.41	3.41	3.4	3.82	3.82	3.81	3.8	4.27	4.27	4.26	4.3	4.81	4.80	4.80	4.8
	Amps	10.73	10.72	10.69	10.8	12.26	12.25	12.23	12.3	13.98	13.97	13.94	14.1	15.84	15.83	15.80	15.9	17.91	17.90	17.88	18.0	20.35	20.34	20.31	20.4
	Hi PR	277	278	280	285	320	321	323	328	365	366	368	373	414	415	417	422	466	467	469	474	522	523	525	530
Lo PR	131	132	135	141	138	140	143	149	145	147	150	155	151	153	156	161	157	158	161	167	164	165	168	174	
1575	MBh	42.4	43.0	44.2	46.1	42.1	42.6	43.8	45.7	41.0	41.6	42.8	44.6	39.2	39.7	40.9	42.8	36.9	37.5	38.7	40.6	34.9	35.5	36.7	38.5
	S/T	0.85	0.78	0.64	0.5	1.00	0.78	0.64	0.5	1.00	0.81	0.67	0.5	1.00	1.00	0.69	0.5	1.00	1.00	0.71	0.6	1.00	1.00	0.76	0.6
	ΔT	20.85	19.05	15.69	12.2	20.80	19.00	15.64	12.2	21.06	19.26	15.89	12.4	20.79	18.98	15.62	12.1	20.54	18.74	15.38	11.9	21.67	19.87	16.51	13.0
	KW	2.72	2.71	2.71	2.7	3.05	3.05	3.04	3.1	3.43	3.43	3.42	3.4	3.83	3.83	3.83	3.9	4.29	4.29	4.28	4.3	4.82	4.82	4.81	4.8
	Amps	10.79	10.78	10.75	10.9	12.33	12.32	12.29	12.4	14.05	14.04	14.01	14.1	15.90	15.89	15.87	16.0	17.98	17.97	17.94	18.1	20.41	20.40	20.38	20.5
	Hi PR	279	281	283	287	323	324	326	330	368	369	371	376	416	418	419	424	469	470	472	477	525	526	528	533
Lo PR	133	135	138	143	141	142	146	151	148	149	151	158	153	155	158	164	159	161	164	169	166	168	171	176	

IDB: Entering Indoor Dry Bulb Temperature  
 High and low pressures are measured at the liquid and suction access fittings.  
 Shaded area reflects ACCA (TVA) conditions  
 kW = Total system power  
 Amps = outdoor unit amps (comp.-fan)

IDB	AIRFLOW	OUTDOOR AMBIENT TEMPERATURE												ENTERING INDOOR WET BULB TEMPERATURE											
		65°F				75°F				85°F				95°F				105°F				115°F			
		59	63	67	71	59	63	67	71	59	63	67	71	59	63	67	71	59	63	67	71	59	63	67	71
80	MBh	41.5	42.0	43.3	45.1	41.1	41.7	42.9	44.7	40.0	40.6	41.8	43.7	38.2	38.8	40.0	41.9	36.0	36.5	37.8	39.6	33.9	34.5	35.7	37.6
	S/T	1.00	0.86	0.72	0.6	1.00	0.86	0.73	0.6	1.00	1.00	0.75	0.6	1.00	1.00	0.77	0.6	1.00	1.00	0.79	0.6	1.00	1.00	1.00	0.7
	ΔT	26.32	24.52	21.16	17.7	26.27	24.47	21.11	17.6	26.53	24.73	21.37	17.9	26.26	24.46	21.09	17.6	26.02	24.22	20.85	17.4	27.14	25.34	21.98	18.5
	kW	2.70	2.69	2.69	2.7	3.03	3.03	3.02	3.0	3.41	3.40	3.40	3.4	3.81	3.81	3.80	3.8	4.27	4.26	4.26	4.3	4.80	4.80	4.79	4.8
	Amps	10.69	10.68	10.65	10.8	12.23	12.22	12.19	12.3	13.95	13.93	13.91	14.0	15.80	15.79	15.77	15.9	17.88	17.87	17.84	18.0	20.31	20.30	20.28	20.4
	Hi PR	276	277	279	284	319	320	322	327	364	366	368	372	413	414	416	421	465	467	469	473	521	523	524	529
	Lo PR	130	132	135	140	138	139	143	148	145	146	149	155	150	152	155	161	156	157	161	166	163	165	168	173
	MBh	41.8	42.4	43.6	45.5	41.5	42.1	43.3	45.1	40.4	41.0	42.2	44.1	38.6	39.2	40.4	42.2	36.4	36.9	38.1	40.0	34.3	34.9	36.1	38.0
	S/T	1.00	0.88	0.74	0.6	1.00	0.89	0.75	0.6	1.00	1.00	0.78	0.6	1.00	1.00	0.80	0.7	1.00	1.00	0.82	0.7	1.00	1.00	1.00	0.7
	ΔT	25.75	23.94	20.58	17.1	25.70	23.90	20.53	17.1	25.95	24.15	20.79	17.3	25.68	23.88	20.52	17.0	25.44	23.64	20.27	16.8	26.56	24.76	21.40	17.9
kW	2.70	2.70	2.70	2.7	3.04	3.04	3.03	3.1	3.42	3.41	3.41	3.4	3.82	3.82	3.81	3.8	4.27	4.27	4.27	4.3	4.81	4.80	4.80	4.8	
Amps	10.74	10.72	10.70	10.8	12.27	12.26	12.23	12.4	13.99	13.98	13.95	14.1	15.85	15.83	15.81	15.9	17.92	17.91	17.88	18.0	20.36	20.34	20.32	20.4	
Hi PR	278	279	281	285	321	322	324	329	366	367	369	374	414	416	417	422	467	468	470	475	523	524	526	531	
Lo PR	131	133	136	141	139	141	144	149	146	147	151	156	152	153	156	162	157	159	162	167	164	166	169	174	
MBh	42.6	43.2	44.4	46.3	42.3	42.8	44.1	45.9	41.2	41.8	43.0	44.8	39.4	39.9	41.2	43.0	37.1	37.7	38.9	40.8	35.1	35.7	36.9	38.7	
S/T	1.00	0.90	0.77	0.6	1.00	0.91	0.77	0.6	1.00	1.00	0.80	0.7	1.00	1.00	0.82	0.7	1.00	1.00	0.84	0.7	1.00	1.00	1.00	0.7	
ΔT	24.84	23.04	19.68	16.2	24.79	22.99	19.63	16.1	25.04	23.24	19.88	16.4	24.77	22.97	19.61	16.1	24.53	22.73	19.37	15.9	25.66	23.86	20.50	17.0	
kW	2.72	2.72	2.71	2.7	3.06	3.05	3.05	3.1	3.43	3.43	3.42	3.4	3.84	3.83	3.83	3.9	4.29	4.29	4.28	4.3	4.82	4.82	4.81	4.8	
Amps	10.80	10.79	10.76	10.9	12.34	12.33	12.30	12.4	14.06	14.04	14.02	14.1	15.91	15.90	15.87	16.0	17.99	17.98	17.95	18.1	20.42	20.41	20.38	20.5	
Hi PR	280	281	283	288	323	324	326	331	368	369	371	376	417	418	420	425	469	470	472	477	525	526	528	533	
Lo PR	134	135	138	144	141	143	146	152	148	150	153	158	154	156	159	164	160	161	164	170	167	168	171	177	
85	MBh	42.2	42.7	43.9	45.8	41.8	42.4	43.6	45.4	40.7	41.3	42.5	44.4	38.9	39.5	40.7	42.5	36.7	37.2	38.5	40.3	34.6	35.2	36.4	38.3
	S/T	1.00	0.96	0.82	0.7	1.00	1.00	0.83	0.7	1.00	1.00	0.86	0.7	1.00	1.00	0.88	0.7	1.00	1.00	0.90	0.8	1.00	1.00	1.00	0.8
	ΔT	29.86	28.06	24.70	21.2	29.81	28.01	24.65	21.2	30.06	28.26	24.90	21.4	29.79	27.99	24.63	21.1	29.55	27.75	24.39	20.9	30.68	28.88	25.52	22.0
	kW	2.70	2.70	2.69	2.7	3.04	3.04	3.03	3.1	3.41	3.41	3.40	3.4	3.82	3.82	3.81	3.8	4.27	4.27	4.26	4.3	4.80	4.80	4.80	4.8
	Amps	10.72	10.71	10.68	10.8	12.26	12.25	12.22	12.3	13.98	13.96	13.94	14.1	15.83	15.82	15.80	15.9	17.91	17.90	17.87	18.0	20.34	20.33	20.31	20.4
	Hi PR	277	279	281	285	321	322	324	328	366	367	369	374	414	415	417	422	467	468	470	475	523	524	526	531
	Lo PR	132	133	137	142	140	141	144	150	146	148	151	157	152	154	157	162	158	159	163	168	165	166	170	175
	MBh	42.5	43.1	44.3	46.2	42.2	42.7	44.0	45.8	41.1	41.7	42.9	44.8	39.3	39.9	41.1	42.9	37.0	37.6	38.8	40.7	35.0	35.6	36.8	38.6
	S/T	1.00	0.99	0.85	0.7	1.00	1.00	0.85	0.7	1.00	1.00	0.88	0.7	1.00	1.00	0.90	0.8	1.00	1.00	0.92	0.8	1.00	1.00	1.00	0.8
	ΔT	29.28	27.48	24.12	20.6	29.23	27.43	24.07	20.6	29.48	27.68	24.32	20.8	29.21	27.41	24.05	20.6	28.97	27.17	23.81	20.3	30.10	28.30	24.94	21.5
kW	2.71	2.71	2.70	2.7	3.05	3.04	3.04	3.1	3.42	3.42	3.41	3.4	3.83	3.83	3.82	3.8	4.28	4.28	4.27	4.3	4.81	4.81	4.81	4.8	
Amps	10.76	10.75	10.73	10.8	12.30	12.29	12.26	12.4	14.02	14.01	13.98	14.1	15.88	15.86	15.84	16.0	17.95	17.94	17.91	18.0	20.39	20.37	20.35	20.5	
Hi PR	279	280	282	287	322	323	325	330	367	368	370	375	416	417	419	424	468	469	471	476	524	525	527	532	
Lo PR	133	135	138	143	141	142	146	151	147	149	153	158	153	155	158	164	159	161	164	169	166	168	171	176	
MBh	43.3	43.9	45.1	47.0	42.9	43.5	44.7	46.6	41.9	42.5	43.7	45.5	40.1	40.6	41.8	43.7	37.8	38.4	39.6	41.5	35.8	36.4	37.6	39.4	
S/T	1.00	1.00	0.87	0.7	1.00	1.00	0.87	0.7	1.00	1.00	0.90	0.8	1.00	1.00	0.92	0.8	1.00	1.00	0.94	0.8	1.00	1.00	1.00	0.8	
ΔT	28.37	26.57	23.21	19.7	28.32	26.52	23.16	19.7	28.58	26.78	23.41	19.9	28.31	26.50	23.14	19.7	28.06	26.26	22.90	19.4	29.19	27.39	24.03	20.5	
kW	2.73	2.72	2.72	2.7	3.06	3.06	3.05	3.1	3.44	3.43	3.43	3.5	3.84	3.84	3.83	3.9	4.30	4.29	4.29	4.3	4.83	4.83	4.82	4.8	
Amps	10.83	10.82	10.79	10.9	12.37	12.36	12.33	12.4	14.08	14.07	14.05	14.2	15.94	15.93	15.90	16.0	18.02	18.01	17.98	18.1	20.45	20.44	20.41	20.5	
Hi PR	281	282	284	289	324	326	327	332	370	371	373	377	418	419	421	426	471	472	474	478	526	528	530	534	
Lo PR	136	137	140	146	143	145	148	154	150	152	155	160	156	157	161	166	162	163	166	172	169	170	173	179	

IDB: Entering Indoor Dry Bulb Temperature  
 High and low pressures are measured at the liquid and suction access fittings.  
 Shaded area reflects AHRI (TVA) conditions  
 kW = Total system power  
 Amps = outdoor unit amps (comp.-fan)

EXPANDED COOLING DATA — GPCM34841\*

IDB	AIRFLOW	OUTDOOR AMBIENT TEMPERATURE																													
		65°F					75°F					85°F					95°F					105°F					115°F				
		59	63	67	71	59	63	67	71	59	63	67	71	59	63	67	71	59	63	67	71	59	63	67	71						
70	1400	MBh	45.8	46.4	47.8	-	45.4	46.0	47.4	-	44.2	44.8	46.2	-	42.1	42.8	44.1	-	39.6	40.3	41.6	-	37.3	38.0	39.3	-					
		S/T	0.62	0.55	0.41	-	0.63	0.55	0.41	-	0.66	0.58	0.44	-	1.00	0.60	0.46	-	1.00	0.62	0.48	-	1.00	0.67	0.53	-					
		ΔT	19.93	18.09	14.65	-	19.88	18.04	14.60	-	20.14	18.30	14.86	-	19.86	18.02	14.58	-	19.62	17.77	14.33	-	20.77	18.93	15.48	-					
		KW	3.03	3.03	3.02	-	3.40	3.40	3.39	-	3.82	3.82	3.81	-	4.27	4.27	4.26	-	4.77	4.77	4.76	-	5.36	5.36	5.35	-					
		Amps	11.62	11.61	11.58	-	13.33	13.32	13.29	-	15.23	15.22	15.19	-	17.29	17.28	17.25	-	19.59	19.58	19.55	-	22.29	22.28	22.25	-					
	Hi PR	285	286	288	-	329	331	333	-	377	378	380	-	427	428	430	-	482	483	485	-	540	541	543	-						
	Lo PR	127	128	131	-	134	136	139	-	141	143	146	-	147	148	151	-	152	154	157	-	159	161	164	-						
	1600	MBh	46.4	47.0	48.4	-	46.0	46.6	48.0	-	44.8	45.4	46.8	-	42.7	43.4	44.7	-	40.2	40.9	42.2	-	37.9	38.6	39.9	-					
		S/T	0.69	0.61	0.47	-	0.69	0.61	0.47	-	0.72	0.64	0.50	-	1.00	0.66	0.52	-	1.00	0.68	0.54	-	1.00	0.74	0.60	-					
		ΔT	18.82	16.97	13.53	-	18.77	16.92	13.48	-	19.03	17.18	13.74	-	18.75	16.91	13.46	-	18.50	16.66	13.22	-	19.66	17.81	14.37	-					
KW		3.05	3.05	3.04	-	3.42	3.42	3.41	-	3.84	3.84	3.83	-	4.29	4.29	4.28	-	4.79	4.79	4.78	-	5.38	5.38	5.37	-						
Amps		11.71	11.70	11.67	-	13.42	13.40	13.38	-	15.32	15.31	15.28	-	17.38	17.37	17.34	-	19.68	19.67	19.64	-	22.38	22.37	22.34	-						
Hi PR	287	288	290	-	332	333	335	-	379	380	382	-	430	431	433	-	484	485	487	-	543	544	546	-							
Lo PR	128	130	133	-	136	138	141	-	143	144	148	-	149	150	153	-	154	156	159	-	161	163	166	-							
1800	MBh	47.1	47.8	49.1	-	46.7	47.3	48.7	-	45.5	46.1	47.5	-	43.4	44.1	45.5	-	40.9	41.6	42.9	-	38.6	39.3	40.6	-						
	S/T	0.72	0.64	0.50	-	0.73	0.65	0.51	-	1.00	0.68	0.54	-	1.00	0.70	0.56	-	1.00	0.72	0.58	-	1.00	1.00	0.63	-						
	ΔT	17.88	16.04	12.60	-	17.83	15.99	12.54	-	18.09	16.25	12.80	-	17.81	15.97	12.53	-	17.56	15.72	12.28	-	18.72	16.88	13.43	-						
	KW	3.07	3.06	3.06	-	3.44	3.44	3.43	-	3.85	3.85	3.85	-	4.30	4.30	4.30	-	4.81	4.80	4.80	-	5.40	5.39	5.39	-						
	Amps	11.79	11.77	11.74	-	13.49	13.48	13.45	-	15.40	15.38	15.35	-	17.45	17.44	17.41	-	19.76	19.74	19.71	-	22.46	22.44	22.41	-						
Hi PR	289	291	293	-	334	335	337	-	381	383	385	-	432	433	435	-	487	488	490	-	545	546	548	-							
Lo PR	130	132	135	-	138	140	143	-	145	146	150	-	151	152	155	-	156	158	161	-	163	165	168	-							
75	1400	MBh	45.8	46.5	47.8	49.9	45.4	46.0	47.4	49.5	44.2	44.9	46.2	48.3	42.1	42.8	44.2	46.3	39.6	40.3	41.6	43.7	37.3	38.0	39.4	41.4					
		S/T	0.76	0.68	0.54	0.4	1.00	0.69	0.55	0.4	1.00	0.71	0.57	0.4	1.00	0.73	0.59	0.4	1.00	0.75	0.61	0.5	1.00	1.00	0.67	0.5					
		ΔT	23.98	22.14	18.70	15.1	23.93	22.09	18.65	15.1	24.19	22.35	18.91	15.3	23.91	22.07	18.63	15.1	23.67	21.83	18.38	14.8	24.82	22.98	19.54	16.0					
		KW	3.03	3.03	3.02	3.0	3.40	3.40	3.39	3.4	3.82	3.81	3.81	3.8	4.27	4.26	4.26	4.3	4.77	4.77	4.76	4.8	5.36	5.36	5.35	5.4					
		Amps	11.61	11.60	11.57	11.7	13.32	13.31	13.28	13.4	15.22	15.21	15.18	15.3	17.28	17.27	17.24	17.4	19.58	19.57	19.54	19.7	22.28	22.27	22.24	22.4					
	Hi PR	285	286	288	293	330	331	333	338	377	378	380	385	427	429	431	436	482	483	485	490	540	542	544	549						
	Lo PR	127	128	131	137	134	136	139	144	141	143	146	151	147	148	151	157	152	154	157	162	159	161	164	169						
	1600	MBh	46.4	47.1	48.4	50.5	46.0	46.6	48.0	50.1	44.8	45.5	46.8	48.9	42.7	43.4	44.8	46.9	40.2	40.9	42.2	44.3	37.9	38.6	40.0	42.0					
		S/T	0.82	0.74	0.60	0.5	1.00	0.75	0.61	0.5	1.00	0.77	0.63	0.5	1.00	0.79	0.65	0.5	1.00	1.00	0.68	0.5	1.00	1.00	0.73	0.6					
		ΔT	22.87	21.03	17.59	14.0	22.82	20.98	17.54	14.0	23.08	21.24	17.79	14.2	22.80	20.96	17.52	14.0	22.55	20.71	17.27	13.7	23.71	21.87	18.42	14.9					
KW		3.05	3.05	3.04	3.1	3.42	3.42	3.41	3.4	3.84	3.83	3.83	3.9	4.29	4.28	4.28	4.3	4.79	4.79	4.78	4.8	5.38	5.38	5.37	5.4						
Amps		11.70	11.69	11.66	11.8	13.41	13.39	13.36	13.5	15.31	15.30	15.27	15.4	17.37	17.36	17.33	17.5	19.67	19.66	19.63	19.8	22.37	22.36	22.33	22.5						
Hi PR	287	288	290	295	332	333	335	340	379	380	382	387	430	431	433	438	484	486	488	493	543	544	546	551							
Lo PR	128	130	133	139	136	138	141	146	143	144	148	153	149	150	153	159	154	156	159	164	161	163	166	171							
1800	MBh	47.1	47.8	49.1	51.2	46.7	47.4	48.7	50.8	45.5	46.2	47.5	49.6	43.5	44.1	45.5	47.6	41.0	41.6	43.0	45.1	38.7	39.3	40.7	42.8						
	S/T	0.85	0.78	0.64	0.5	1.00	0.78	0.64	0.5	1.00	0.81	0.67	0.5	1.00	0.83	0.69	0.5	1.00	1.00	0.71	0.6	1.00	1.00	0.76	0.6						
	ΔT	21.93	20.09	16.65	13.1	21.88	20.04	16.60	13.0	22.14	20.30	16.86	13.3	21.86	20.02	16.58	13.0	21.62	19.77	16.33	12.8	22.77	20.93	17.49	13.9						
	KW	3.06	3.06	3.05	3.1	3.44	3.43	3.43	3.5	3.85	3.85	3.84	3.9	4.30	4.30	4.29	4.3	4.81	4.80	4.80	4.8	5.40	5.39	5.39	5.4						
	Amps	11.78	11.76	11.73	11.9	13.48	13.47	13.44	13.6	15.38	15.37	15.34	15.5	17.44	17.43	17.40	17.5	19.74	19.73	19.70	19.8	22.44	22.43	22.40	22.5						
Hi PR	290	291	293	298	335	336	338	343	382	383	385	390	432	433	435	440	487	488	490	495	545	546	548	553							
Lo PR	130	132	135	141	138	140	143	148	145	146	150	155	151	152	155	161	156	158	161	166	163	165	168	173							

IDB: Entering Indoor Dry Bulb Temperature  
 High and low pressures are measured at the liquid and suction service valves.  
 Shaded area reflects ACCA (TVA) conditions.  
 kW = Total system power  
 Amps = outdoor unit amps (comp.+fan)

IDB	AIRFLOW	OUTDOOR AMBIENT TEMPERATURE												ENTERING INDOOR WET BULB TEMPERATURE											
		65°F				75°F				85°F				95°F				105°F				115°F			
		59	63	67	71	59	63	67	71	59	63	67	71	59	63	67	71	59	63	67	71	59	63	67	71
80	MBh	46.0	46.7	48.1	50.1	45.6	46.3	47.7	49.7	44.4	45.1	46.5	48.5	42.4	43.0	44.4	46.5	39.9	40.5	41.9	44.0	37.6	38.2	39.6	41.7
	S/T	1.00	0.81	0.67	0.5	1.00	0.82	0.68	0.5	1.00	0.84	0.70	0.6	1.00	1.00	0.72	0.6	1.00	1.00	0.74	0.6	1.00	1.00	0.80	0.6
	ΔT	28.06	26.22	22.78	19.2	28.01	26.17	22.73	19.2	28.27	26.43	22.99	19.4	28.00	26.15	22.71	19.1	27.75	25.91	22.46	18.9	28.90	27.06	23.62	20.1
	KW	3.03	3.03	3.02	3.0	3.40	3.40	3.39	3.4	3.82	3.82	3.81	3.8	4.27	4.27	4.26	4.3	4.77	4.77	4.76	4.8	5.36	5.36	5.35	5.4
	Amps	11.62	11.61	11.58	11.7	13.33	13.31	13.29	13.4	15.23	15.22	15.19	15.3	17.29	17.28	17.25	17.4	19.59	19.58	19.55	19.7	22.29	22.28	22.25	22.4
	Hi PR	288	287	289	294	330	332	334	338	377	379	381	386	428	429	431	436	483	484	486	491	541	542	544	549
	Lo PR	127	129	132	137	135	136	140	145	142	143	146	152	147	149	152	157	153	154	158	163	160	161	165	170
	MBh	46.6	47.3	48.7	50.8	46.2	46.9	48.3	50.3	45.0	45.7	47.1	49.1	43.0	43.6	45.0	47.1	40.5	41.1	42.5	44.6	38.2	38.8	40.2	42.3
	S/T	1.00	0.87	0.73	0.6	1.00	0.88	0.74	0.6	1.00	0.90	0.76	0.6	1.00	1.00	0.78	0.6	1.00	1.00	0.81	0.7	1.00	1.00	0.86	0.7
	ΔT	26.95	25.11	21.67	18.1	26.90	25.06	21.62	18.0	27.16	25.32	21.87	18.3	26.88	25.04	21.60	18.0	26.64	24.79	21.35	17.8	27.79	25.95	22.50	18.9
KW	3.05	3.05	3.04	3.1	3.42	3.42	3.41	3.4	3.84	3.84	3.83	3.9	4.29	4.29	4.28	4.3	4.79	4.79	4.78	4.8	5.38	5.38	5.37	5.4	
Amps	11.71	11.70	11.67	11.8	13.42	13.40	13.37	13.5	15.32	15.31	15.28	15.4	17.38	17.37	17.34	17.5	19.68	19.67	19.64	19.8	22.38	22.37	22.34	22.5	
Hi PR	288	289	291	296	333	334	336	341	380	381	383	388	430	432	434	439	485	486	488	493	543	545	547	552	
Lo PR	129	131	134	139	137	138	141	147	143	145	148	154	149	151	154	159	155	156	159	165	162	163	166	172	
MBh	47.4	48.0	49.4	51.5	47.0	47.6	49.0	51.1	45.8	46.4	47.8	49.9	43.7	44.4	45.7	47.8	41.2	41.8	43.2	45.3	38.9	39.5	40.9	43.0	
S/T	1.00	0.91	0.77	0.6	1.00	0.91	0.77	0.6	1.00	1.00	0.80	0.7	1.00	1.00	0.82	0.7	1.00	1.00	0.84	0.7	1.00	1.00	1.00	0.7	
ΔT	26.01	24.17	20.73	17.2	25.96	24.12	20.68	17.1	26.22	24.38	20.94	17.4	25.94	24.10	20.66	17.1	25.70	23.85	20.41	16.8	26.85	25.01	21.57	18.0	
KW	3.07	3.06	3.06	3.1	3.44	3.44	3.43	3.5	3.85	3.85	3.85	3.9	4.30	4.30	4.30	4.3	4.81	4.80	4.80	4.8	5.40	5.39	5.39	5.4	
Amps	11.79	11.77	11.74	11.9	13.49	13.48	13.45	13.6	15.39	15.38	15.35	15.5	17.45	17.44	17.41	17.5	19.75	19.74	19.71	19.8	22.45	22.44	22.41	22.5	
Hi PR	290	291	293	298	335	336	338	343	382	383	385	390	433	434	436	441	487	489	491	496	546	547	549	554	
Lo PR	131	133	136	141	139	140	144	149	145	147	150	156	151	153	156	161	157	158	162	167	164	165	169	174	
85	MBh	46.8	47.5	48.8	50.9	46.4	47.1	48.4	50.5	45.2	45.9	47.2	49.3	43.2	43.8	45.2	47.3	40.6	41.3	42.7	44.7	38.3	39.0	40.4	42.5
	S/T	1.00	0.91	0.77	0.6	1.00	1.00	0.78	0.6	1.00	1.00	0.81	0.7	1.00	1.00	0.83	0.7	1.00	1.00	0.85	0.7	1.00	1.00	1.00	0.8
	ΔT	31.68	29.84	26.40	22.8	31.63	29.79	26.35	22.8	31.89	30.05	26.61	23.0	31.61	29.77	26.33	22.8	31.37	29.52	26.08	22.5	32.52	30.68	27.24	23.7
	KW	3.04	3.03	3.03	3.1	3.41	3.41	3.40	3.4	3.83	3.82	3.82	3.8	4.28	4.27	4.27	4.3	4.78	4.78	4.77	4.8	5.37	5.37	5.36	5.4
	Amps	11.66	11.64	11.61	11.7	13.36	13.35	13.32	13.4	15.26	15.25	15.22	15.4	17.32	17.31	17.28	17.4	19.62	19.61	19.58	19.7	22.32	22.31	22.28	22.4
	Hi PR	287	288	290	295	332	333	335	340	379	380	382	387	429	431	433	438	484	485	487	492	542	543	545	550
	Lo PR	129	131	134	139	137	138	141	147	143	145	148	154	149	151	154	159	155	156	160	165	162	163	167	172
	MBh	47.4	48.1	49.4	51.5	47.0	47.7	49.0	51.1	45.8	46.5	47.8	49.9	43.8	44.4	45.8	47.9	41.2	41.9	43.3	45.3	38.9	39.6	41.0	43.1
	S/T	1.00	0.98	0.84	0.7	1.00	1.00	0.84	0.7	1.00	1.00	0.87	0.7	1.00	1.00	0.89	0.7	1.00	1.00	0.91	0.8	1.00	1.00	1.00	0.8
	ΔT	30.57	28.73	25.28	21.7	30.52	28.68	25.23	21.7	30.78	28.94	25.49	21.9	30.50	28.66	25.22	21.6	30.25	28.41	24.97	21.4	31.41	29.56	26.12	22.6
KW	3.06	3.05	3.05	3.1	3.43	3.43	3.42	3.4	3.85	3.84	3.84	3.9	4.30	4.29	4.29	4.3	4.80	4.80	4.79	4.8	5.39	5.38	5.38	5.4	
Amps	11.74	11.73	11.70	11.8	13.45	13.44	13.41	13.5	15.35	15.34	15.31	15.4	17.41	17.40	17.37	17.5	19.71	19.70	19.67	19.8	22.41	22.40	22.37	22.5	
Hi PR	289	290	292	297	334	335	337	342	381	382	384	389	432	433	435	440	486	488	490	495	545	546	548	553	
Lo PR	131	132	136	141	139	140	143	149	145	147	150	155	151	153	156	161	157	158	162	167	164	165	168	174	
MBh	48.1	48.8	50.2	52.2	47.7	48.4	49.7	51.8	46.5	47.2	48.6	50.6	44.5	45.1	46.5	48.6	42.0	42.6	44.0	46.1	39.7	40.3	41.7	43.8	
S/T	1.00	1.00	0.87	0.7	1.00	1.00	0.88	0.7	1.00	1.00	0.90	0.8	1.00	1.00	0.92	0.8	1.00	1.00	0.94	0.8	1.00	1.00	1.00	0.9	
ΔT	29.63	27.79	24.35	20.8	29.58	27.74	24.30	20.7	29.84	28.00	24.56	21.0	29.56	27.72	24.28	20.7	29.32	27.47	24.03	20.5	30.47	28.63	25.19	21.6	
KW	3.07	3.07	3.06	3.1	3.45	3.44	3.44	3.5	3.86	3.86	3.85	3.9	4.31	4.31	4.30	4.3	4.81	4.81	4.80	4.8	5.40	5.40	5.39	5.4	
Amps	11.82	11.80	11.78	11.9	13.52	13.51	13.48	13.6	15.43	15.41	15.38	15.5	17.49	17.47	17.44	17.6	19.79	19.77	19.74	19.9	22.49	22.47	22.44	22.6	
Hi PR	291	293	295	300	336	338	340	345	383	385	387	392	434	435	437	442	489	490	492	497	547	548	550	555	
Lo PR	133	134	138	143	141	142	145	151	147	149	152	158	153	155	158	163	159	160	163	169	166	167	170	176	

IDB: Entering Indoor Dry Bulb Temperature  
 High and low pressures are measured at the liquid and suction access fittings.  
 Shaded area reflects AHRI (TVA) conditions  
 kW = Total system power  
 Amps = outdoor unit amps (comp.+fan)

IDB	AIRFLOW	OUTDOOR AMBIENT TEMPERATURE												105°F												115°F											
		65°F						75°F						85°F						95°F						105°F						115°F					
		59	63	67	71	59	63	67	71	59	63	67	71	59	63	67	71	59	63	67	71	59	63	67	71	59	63	67	71								
70	1700	MBh	56.7	57.5	59.2	-	56.2	57.0	58.7	-	54.7	55.5	57.2	-	52.2	53.0	54.7	-	49.1	49.9	51.6	-	46.3	47.1	48.8	-											
		S/T	0.63	0.56	0.43	-	0.64	0.57	0.44	-	0.66	0.59	0.46	-	0.68	0.61	0.48	-	1.00	0.63	0.50	-	1.00	0.68	0.55	-											
		ΔT	13.83	12.47	9.94	-	13.79	12.44	9.91	-	13.98	12.63	10.10	-	13.78	12.42	9.89	-	13.60	12.24	9.71	-	14.44	13.09	10.56	-											
		KW	3.71	3.71	3.70	-	4.17	4.17	4.16	-	4.69	4.68	4.67	-	5.24	5.24	5.23	-	5.86	5.86	5.85	-	6.59	6.59	6.58	-											
		Amps	14.29	14.27	14.23	-	16.40	16.38	16.34	-	18.75	18.74	18.70	-	21.30	21.28	21.25	-	24.15	24.13	24.10	-	27.49	27.47	27.44	-											
	Hi PR	284	286	288	-	329	330	332	-	375	377	379	-	426	427	429	-	480	481	483	-	537	539	541	-												
	Lo PR	121	122	125	-	128	129	132	-	134	136	139	-	140	141	144	-	145	146	149	-	152	153	156	-												
	MBh	58.0	58.8	60.4	-	57.5	58.3	59.9	-	56.0	56.8	58.5	-	53.5	54.3	56.0	-	50.4	51.2	52.9	-	47.6	48.4	50.1	-												
	S/T	0.67	0.60	0.47	-	0.68	0.60	0.48	-	0.70	0.63	0.50	-	0.72	0.65	0.52	-	1.00	0.67	0.54	-	1.00	0.72	0.59	-												
	ΔT	12.88	11.53	9.00	-	12.84	11.49	8.96	-	13.03	11.68	9.15	-	12.83	11.48	8.95	-	12.65	11.29	8.77	-	13.50	12.14	9.61	-												
KW	3.74	3.73	3.73	-	4.20	4.19	4.19	-	4.71	4.71	4.70	-	5.27	5.27	5.26	-	5.89	5.89	5.88	-	6.62	6.62	6.61	-													
Amps	14.41	14.40	14.36	-	16.52	16.51	16.47	-	18.88	18.86	18.83	-	21.43	21.41	21.37	-	24.28	24.26	24.22	-	27.62	27.60	27.56	-													
Hi PR	288	289	291	-	332	333	335	-	379	380	382	-	429	430	432	-	483	484	486	-	541	542	544	-													
Lo PR	124	125	128	-	131	132	135	-	137	139	142	-	143	144	147	-	148	149	152	-	154	156	159	-													
MBh	59.4	60.1	61.8	-	58.9	59.6	61.3	-	57.4	58.2	59.9	-	54.9	55.7	57.3	-	51.8	52.6	54.3	-	49.0	49.8	51.5	-													
S/T	0.67	0.60	0.47	-	0.68	0.61	0.48	-	0.70	0.63	0.50	-	1.00	0.65	0.52	-	1.00	0.67	0.54	-	1.00	0.72	0.59	-													
ΔT	12.19	10.84	8.31	-	12.15	10.80	8.27	-	12.35	10.99	8.46	-	12.14	10.79	8.26	-	11.96	10.61	8.08	-	12.81	11.45	8.92	-													
KW	3.76	3.75	3.75	-	4.22	4.21	4.21	-	4.73	4.73	4.72	-	5.29	5.29	5.28	-	5.91	5.91	5.90	-	6.64	6.64	6.63	-													
Amps	14.50	14.49	14.45	-	16.61	16.60	16.56	-	18.97	18.95	18.92	-	21.52	21.50	21.47	-	24.37	24.35	24.31	-	27.71	27.69	27.65	-													
Hi PR	291	292	294	-	335	336	338	-	382	383	385	-	432	433	435	-	486	487	489	-	544	545	547	-													
Lo PR	126	128	131	-	134	135	138	-	140	141	144	-	145	147	150	-	151	152	155	-	157	159	162	-													

IDB	AIRFLOW	OUTDOOR AMBIENT TEMPERATURE												105°F												115°F											
		65°F						75°F						85°F						95°F						105°F						115°F					
		59	63	67	71	59	63	67	71	59	63	67	71	59	63	67	71	59	63	67	71	59	63	67	71	59	63	67	71								
75	1700	MBh	56.7	57.5	59.2	61.7	56.2	57.0	58.7	61.2	54.8	55.6	57.2	59.8	52.2	<b>53.0</b>	54.7	57.3	49.2	50.0	51.6	54.2	46.4	47.2	48.8	51.4											
		S/T	0.75	0.68	0.55	0.4	0.76	0.69	0.56	0.4	1.00	0.71	0.58	0.4	1.00	<b>0.73</b>	0.60	0.5	1.00	0.75	0.62	0.5	1.00	0.80	0.67	0.5											
		ΔT	16.81	15.45	12.92	10.3	16.77	15.42	12.89	10.3	16.96	15.61	13.08	10.5	16.76	<b>15.40</b>	12.87	10.3	16.58	15.22	12.69	10.1	17.42	16.07	13.54	10.9											
		KW	3.71	3.70	3.70	3.7	4.17	4.16	4.16	4.2	4.68	4.68	4.67	4.7	5.24	<b>5.24</b>	5.23	5.3	5.86	5.86	5.85	5.9	6.59	6.59	6.58	6.6											
		Amps	14.27	14.26	14.22	14.4	16.38	16.37	16.33	16.5	18.74	18.72	18.69	18.8	21.29	<b>21.27</b>	21.24	21.4	24.14	24.12	24.08	24.2	27.48	27.46	27.42	27.6											
	Hi PR	285	286	288	293	329	330	332	337	376	377	379	384	426	<b>427</b>	429	434	480	481	483	488	538	539	541	546												
	Lo PR	121	122	125	130	128	129	133	138	134	136	139	144	140	<b>141</b>	144	149	145	146	149	155	152	153	156	161												
	MBh	58.0	58.8	60.5	63.0	57.5	58.3	60.0	62.5	56.1	56.8	58.5	61.1	53.5	54.3	56.0	58.6	50.5	51.3	52.9	55.5	47.7	48.5	50.1	52.7												
	S/T	0.79	0.72	0.59	0.5	0.80	0.73	0.60	0.5	1.00	0.75	0.62	0.5	1.00	0.77	0.64	0.5	1.00	0.79	0.66	0.5	1.00	1.00	0.71	0.6												
	ΔT	15.86	14.50	11.98	9.4	15.82	14.47	11.94	9.3	16.01	14.66	12.13	9.5	15.81	14.45	11.92	9.3	15.63	14.27	11.74	9.1	16.48	15.12	12.59	10.0												
KW	3.73	3.73	3.72	3.8	4.20	4.19	4.18	4.2	4.71	4.71	4.70	4.7	5.27	5.26	5.26	5.3	5.89	5.89	5.88	5.9	6.62	6.62	6.61	6.6													
Amps	14.40	14.38	14.35	14.5	16.51	16.49	16.46	16.6	18.86	18.85	18.81	19.0	21.41	21.40	21.36	21.5	24.26	24.25	24.21	24.4	27.60	27.59	27.55	27.7													
Hi PR	288	289	291	296	332	334	336	340	379	380	382	387	429	430	432	437	483	483	485	486	541	542	544	549													
Lo PR	124	125	128	133	131	132	135	140	137	139	142	147	143	144	147	152	148	149	152	157	154	156	159	164													
MBh	59.4	60.2	61.8	64.4	58.9	59.7	61.3	63.9	57.4	58.2	59.9	62.4	54.9	55.7	57.4	59.9	51.8	52.6	54.3	56.9	49.0	49.8	51.5	54.0													
S/T	0.79	0.72	0.59	0.5	1.00	0.73	0.60	0.5	1.00	0.75	0.62	0.5	1.00	0.77	0.64	0.5	1.00	0.79	0.66	0.5	1.00	1.00	0.71	0.6													
ΔT	15.17	13.82	11.29	8.7	15.13	13.78	11.25	8.6	15.32	13.97	11.44	8.8	15.12	13.76	11.24	8.6	14.94	13.58	11.05	8.4	15.79	14.43	11.90	9.3													
KW	3.75	3.75	3.74	3.8	4.22	4.21	4.20	4.2	4.73	4.73	4.72	4.8	5.29	5.28	5.28	5.3	5.91	5.91	5.90	5.9	6.64	6.64	6.63	6.7													
Amps	14.49	14.47	14.44	14.6	16.60	16.58	16.55	16.7	18.96	18.94	18.90	19.1	21.50	21.49	21.45	21.6	24.35	24.34	24.30	24.5	27.69	27.68	27.64	27.8													
Hi PR	291	292	294	299	335	336	338	343	382	383	385	390	432	433	435	440	486	486	487	489	544	545	547	552													
Lo PR	126	128	131	136	134	135	138	143	140	141	144	149	145	147	150	155	151	152	155	160	157	159	162	167													

IDB: Entering Indoor Dry Bulb Temperature  
 High and low pressures are measured at the liquid and suction service valves.  
 Shaded area reflects ACCA (TVA) conditions.  
 kW = Total system power  
 Amps = outdoor unit amps (comp.+fan)



IDB	AIRFLOW	OUTDOOR AMBIENT TEMPERATURE												95°F												105°F												115°F																																																																																																																																																																																																																																																																																																																																																																																																																																																																																																																																																																																																																																																																																																																																																																																																																																																																																																																																																																																																																																																																																																														
		65°F						75°F						85°F						ENTERING INDOOR WET BULB TEMPERATURE						95°F						105°F						115°F																																																																																																																																																																																																																																																																																																																																																																																																																																																																																																																																																																																																																																																																																																																																																																																																																																																																																																																																																																																																																																																																																																														
		59	63	67	71	75	79	59	63	67	71	75	79	59	63	67	71	75	79	59	63	67	71	75	79	59	63	67	71	75	79	59	63	67	71	75	79																																																																																																																																																																																																																																																																																																																																																																																																																																																																																																																																																																																																																																																																																																																																																																																																																																																																																																																																																																																																																																																																																																															
80	MBh	57.0	57.8	59.5	62.0	64.7	67.4	70.1	72.8	75.5	78.2	80.9	83.6	86.3	89.0	91.7	94.4	97.1	99.8	102.5	105.2	107.9	110.6	113.3	116.0	118.7	121.4	124.1	126.8	129.5	132.2	134.9	137.6	140.3	143.0	145.7	148.4	151.1	153.8	156.5	159.2	161.9	164.6	167.3	170.0	172.7	175.4	178.1	180.8	183.5	186.2	188.9	191.6	194.3	197.0	199.7	202.4	205.1	207.8	210.5	213.2	215.9	218.6	221.3	224.0	226.7	229.4	232.1	234.8	237.5	240.2	242.9	245.6	248.3	251.0	253.7	256.4	259.1	261.8	264.5	267.2	269.9	272.6	275.3	278.0	280.7	283.4	286.1	288.8	291.5	294.2	296.9	299.6	302.3	305.0	307.7	310.4	313.1	315.8	318.5	321.2	323.9	326.6	329.3	332.0	334.7	337.4	340.1	342.8	345.5	348.2	350.9	353.6	356.3	359.0	361.7	364.4	367.1	369.8	372.5	375.2	377.9	380.6	383.3	386.0	388.7	391.4	394.1	396.8	399.5	402.2	404.9	407.6	410.3	413.0	415.7	418.4	421.1	423.8	426.5	429.2	431.9	434.6	437.3	440.0	442.7	445.4	448.1	450.8	453.5	456.2	458.9	461.6	464.3	467.0	469.7	472.4	475.1	477.8	480.5	483.2	485.9	488.6	491.3	494.0	496.7	499.4	502.1	504.8	507.5	510.2	512.9	515.6	518.3	521.0	523.7	526.4	529.1	531.8	534.5	537.2	539.9	542.6	545.3	548.0	550.7	553.4	556.1	558.8	561.5	564.2	566.9	569.6	572.3	575.0	577.7	580.4	583.1	585.8	588.5	591.2	593.9	596.6	599.3	602.0	604.7	607.4	610.1	612.8	615.5	618.2	620.9	623.6	626.3	629.0	631.7	634.4	637.1	639.8	642.5	645.2	647.9	650.6	653.3	656.0	658.7	661.4	664.1	666.8	669.5	672.2	674.9	677.6	680.3	683.0	685.7	688.4	691.1	693.8	696.5	699.2	701.9	704.6	707.3	710.0	712.7	715.4	718.1	720.8	723.5	726.2	728.9	731.6	734.3	737.0	739.7	742.4	745.1	747.8	750.5	753.2	755.9	758.6	761.3	764.0	766.7	769.4	772.1	774.8	777.5	780.2	782.9	785.6	788.3	791.0	793.7	796.4	799.1	801.8	804.5	807.2	809.9	812.6	815.3	818.0	820.7	823.4	826.1	828.8	831.5	834.2	836.9	839.6	842.3	845.0	847.7	850.4	853.1	855.8	858.5	861.2	863.9	866.6	869.3	872.0	874.7	877.4	880.1	882.8	885.5	888.2	890.9	893.6	896.3	899.0	901.7	904.4	907.1	909.8	912.5	915.2	917.9	920.6	923.3	926.0	928.7	931.4	934.1	936.8	939.5	942.2	944.9	947.6	950.3	953.0	955.7	958.4	961.1	963.8	966.5	969.2	971.9	974.6	977.3	980.0	982.7	985.4	988.1	990.8	993.5	996.2	998.9	1001.6	1004.3	1007.0	1009.7	1012.4	1015.1	1017.8	1020.5	1023.2	1025.9	1028.6	1031.3	1034.0	1036.7	1039.4	1042.1	1044.8	1047.5	1050.2	1052.9	1055.6	1058.3	1061.0	1063.7	1066.4	1069.1	1071.8	1074.5	1077.2	1079.9	1082.6	1085.3	1088.0	1090.7	1093.4	1096.1	1098.8	1101.5	1104.2	1106.9	1109.6	1112.3	1115.0	1117.7	1120.4	1123.1	1125.8	1128.5	1131.2	1133.9	1136.6	1139.3	1142.0	1144.7	1147.4	1150.1	1152.8	1155.5	1158.2	1160.9	1163.6	1166.3	1169.0	1171.7	1174.4	1177.1	1179.8	1182.5	1185.2	1187.9	1190.6	1193.3	1196.0	1198.7	1201.4	1204.1	1206.8	1209.5	1212.2	1214.9	1217.6	1220.3	1223.0	1225.7	1228.4	1231.1	1233.8	1236.5	1239.2	1241.9	1244.6	1247.3	1250.0	1252.7	1255.4	1258.1	1260.8	1263.5	1266.2	1268.9	1271.6	1274.3	1277.0	1279.7	1282.4	1285.1	1287.8	1290.5	1293.2	1295.9	1298.6	1301.3	1304.0	1306.7	1309.4	1312.1	1314.8	1317.5	1320.2	1322.9	1325.6	1328.3	1331.0	1333.7	1336.4	1339.1	1341.8	1344.5	1347.2	1349.9	1352.6	1355.3	1358.0	1360.7	1363.4	1366.1	1368.8	1371.5	1374.2	1376.9	1379.6	1382.3	1385.0	1387.7	1390.4	1393.1	1395.8	1398.5	1401.2	1403.9	1406.6	1409.3	1412.0	1414.7	1417.4	1420.1	1422.8	1425.5	1428.2	1430.9	1433.6	1436.3	1439.0	1441.7	1444.4	1447.1	1449.8	1452.5	1455.2	1457.9	1460.6	1463.3	1466.0	1468.7	1471.4	1474.1	1476.8	1479.5	1482.2	1484.9	1487.6	1490.3	1493.0	1495.7	1498.4	1501.1	1503.8	1506.5	1509.2	1511.9	1514.6	1517.3	1520.0	1522.7	1525.4	1528.1	1530.8	1533.5	1536.2	1538.9	1541.6	1544.3	1547.0	1549.7	1552.4	1555.1	1557.8	1560.5	1563.2	1565.9	1568.6	1571.3	1574.0	1576.7	1579.4	1582.1	1584.8	1587.5	1590.2	1592.9	1595.6	1598.3	1601.0	1603.7	1606.4	1609.1	1611.8	1614.5	1617.2	1619.9	1622.6	1625.3	1628.0	1630.7	1633.4	1636.1	1638.8	1641.5	1644.2	1646.9	1649.6	1652.3	1655.0	1657.7	1660.4	1663.1	1665.8	1668.5	1671.2	1673.9	1676.6	1679.3	1682.0	1684.7	1687.4	1690.1	1692.8	1695.5	1698.2	1700.9	1703.6	1706.3	1709.0	1711.7	1714.4	1717.1	1719.8	1722.5	1725.2	1727.9	1730.6	1733.3	1736.0	1738.7	1741.4	1744.1	1746.8	1749.5	1752.2	1754.9	1757.6	1760.3	1763.0	1765.7	1768.4	1771.1	1773.8	1776.5	1779.2	1781.9	1784.6	1787.3	1790.0	1792.7	1795.4	1798.1	1800.8	1803.5	1806.2	1808.9	1811.6	1814.3	1817.0	1819.7	1822.4	1825.1	1827.8	1830.5	1833.2	1835.9	1838.6	1841.3	1844.0	1846.7	1849.4	1852.1	1854.8	1857.5	1860.2	1862.9	1865.6	1868.3	1871.0	1873.7	1876.4	1879.1	1881.8	1884.5	1887.2	1889.9	1892.6	1895.3	1898.0	1900.7	1903.4	1906.1	1908.8	1911.5	1914.2	1916.9	1919.6	1922.3	1925.0	1927.7	1930.4	1933.1	1935.8	1938.5	1941.2	1943.9	1946.6	1949.3	1952.0	1954.7	1957.4	1960.1	1962.8	1965.5	1968.2	1970.9	1973.6	1976.3	1979.0	1981.7	1984.4	1987.1	1989.8	1992.5	1995.2	1997.9	2000.6	2003.3	2006.0	2008.7	2011.4	2014.1	2016.8	2019.5	2022.2	2024.9	2027.6	2030.3	2033.0	2035.7	2038.4	2041.1	2043.8	2046.5	2049.2	2051.9	2054.6	2057.3	2060.0	2062.7	2065.4	2068.1	2070.8	2073.5	2076.2	2078.9	2081.6	2084.3	2087.0	2089.7	2092.4	2095.1	2097.8	2100.5	2103.2	2105.9	2108.6	2111.3	2114.0	2116.7	2119.4	2122.1	2124.8	2127.5	2130.2	2132.9	2135.6	2138.3	2141.0	2143.7	2146.4	2149.1	2151.8	2154.5	2157.2	2159.9	2162.6	2165.3	2168.0	2170.7	2173.4	2176.1	2178.8	2181.5	2184.2	2186.9	2189.6	2192.3	2195.0	2197.7	2200.4	2203.1	2205.8	2208.5	2211.2	2213.9	2216.6	2219.3	2222.0	2224.7	2227.4	2230.1	2232.8	2235.5	2238.2	2240.9	2243.6	2246.3	2249.0	2251.7	2254.4	2257.1	2259.8	2262.5	2265.2	2267.9	2270.6	2273.3	2276.0	2278.7	2281.4	2284.1	2286.8	2289.5	2292.2	2294.9	2297.6	2300.3	2303.0	2305.7	2308.4	2311.1	2313.8	2316.5	2319.2	2321.9	2324.6	2327.3	2330.0	2332.7	2335.4	2338.1	2340.8	2343.5	2346.2	2348.9	2351.6	2354.3	2357.0	2359.7	2362.4	2365.1	2367.8	2370.5	2373.2	2375.9	2378.6	2381.3	2384.0	2386.7	2389.4	2392.1	2394.8	2397.5	2400.2	2402.9	2405.6	2408.3	2411.0	2413.7	2416.4	2419.1	2421.8	2424.5	2427.2	2429.9	2432.6	2435.3	2438.0	2440.7	2443.4	2446.1	2448.8	2451.5	2454.2	2456.9	2459.6	2462.3	2465.0	2467.7	2470.4	2473.1	2475.8	2478.5	2481.2	2483.9	2486.6	2489.3	2492.0	2494.7	2497.4	2500.1	2502.8	2505.5	2508.2	2510.9	2513.6	2516.3	2519.0	2521.7	2524.4	2527.1	2529.8	2532.5	2535.2	2537.9	2540.6	2543.3	2546.0	2548.7	2551.4	2554.1	2556.8	2559.5	2562.2	2564.9	2567.6	2570.3	2573.0	2575.7	2578.4	2581.1	2583.8	2586.5	2589.2	2591.9	2594.6	2597.3	2600.0	2602.7	2605.4	2608.1	2610.8	2613.5	2616.2	2618.9	2621.6	2624.3	2627.0	2629.7	2632.4	2635.1	2637.8	2640.5	2643.2	2645.9	2648.6	2651.3	2654.0	2656.7	2659.4	2662.1	2664.8	2667.5	2670.2	2672.9	2675.6	2678.3	2681.0	2683.7	2686.4	2689.1	2691.8	2694.5	2697.2	2699.9	2702.6	2705.3	2708.0	2710.7	2713.4	2716.1	2718.8	2721.5	2724.2	2726.9	2729.6	2732.3	2735.0	2737.7	2740.4	2743.1	2745.8	2748.5	2751.2	2753.9	2756.6	2759.3	2762.0	2764.7	2767.4	2770.1	2772.8	2775.5	2778.2	2780.9	2783.6	2786.3	2789.0	2791.7	2794.4	2797.1	2799.8	2802.5	2805.2	2807.9	2810.6	2813.3	2816.0	2818.7	2821.4	2824.1	2826.8	2829.5	2832.2	2834.9	2837.6	2840.3	2843.0	2845.7	2848.4	2851.1	2853.8	2856.5	2859.2	2861.9	2864.6	2867.3	2870.0	2872.7	2875.4	2878.1	2880.8	2883.5	2886.2	2888.9	2891.6	2894.3	2897.0	2899.7	2902.4	2905.1	2907.8	2910.5	2913.2	2915.9	2918.6	2921.3	2924.0	2926.7	2929.4	2932.1	2934.8	2937.5	2940.2	2942.9	2945.6	2948.3	2951.0	2953.7	2956.4	2959.1	2961.8	2964.5	2967.2	2969.9	2972.6	2975.3	2978.0	2980.7	2983.4	2986.1	2988.8	2991.5	2994.2	2996.9	2999.6	3002.3	3005.0	3007.7	3010.4	3013.1	3015.8	3018.5	3021.2	3023.9	3026.6	3029.3	3032.0	3034.7	3037.4	3040.1</

GPCM32441\*\*

SETUP	MOTOR TAP	VOLTS	STATIC								
				0.1	0.2	0.3	0.4	0.5	0.6	0.7	0.8
HORIZONTAL POSITION	T1	230	CFM	580	505	445	390	320	-	-	-
			Watts	36	46	54	60	65	-	-	-
	T2/T3	230	CFM	1133	1081	1026	970	911	839	748	679
			Watts	146	154	161	168	176	185	192	197
	T4/T5	230	CFM	1230	1190	1140	1095	1040	990	920	850
			Watts	202	212	220	233	235	243	249	262
DOWNSHOT POSITION	T1	230	CFM	545	475	418	367	301	-	-	-
			Watts	37	47	55	62	67	-	-	-
	T2/T3	230	CFM	1065	1016	964	912	856	788	703	638
			Watts	150	158	165	172	181	189	197	202
	T4/T5	230	CFM	1156	1119	1072	1029	978	931	865	799
			Watts	207	217	226	239	241	249	255	269

GPHM33041\*\*

SETUP	MOTOR TAP	VOLTS	STATIC								
				0.1	0.2	0.3	0.4	0.5	0.6	0.7	0.8
HORIZONTAL POSITION	T1	230	CFM	-	550	475	415	340	270	-	-
			Watts	-	50	59	66	74	77	-	-
	T2/T3	230	CFM	1271	1222	1176	1129	1081	1026	962	889
			Watts	202	210	219	227	234	242	250	257
	T4/T5	230	CFM	1345	1305	1260	1220	1180	1125	1080	975
			Watts	258	273	272	283	292	298	306	310
DOWNSHOT POSITION	T1	230	CFM	-	517	447	390	320	254	-	-
			Watts	-	51	60	68	76	79	-	-
	T2/T3	230	CFM	1195	1148	1106	1061	1016	964	905	836
			Watts	207	215	224	233	240	248	256	264
	T4/T5	230	CFM	1264	1227	1184	1147	1109	1058	1015	917
			Watts	264	280	279	290	299	305	314	318

GPCM33641\*\*

SETUP	MOTOR TAP	VOLTS	STATIC								
				0.1	0.2	0.3	0.4	0.5	0.6	0.7	0.8
HORIZONTAL POSITION	T1	230	CFM	1070	1030	980	935	870	775	720	665
			Watts	145	161	165	173	181	190	198	202
	T2/T3	230	CFM	1468	1427	1385	1337	1293	1243	1189	1137
			Watts	288	296	304	310	318	325	333	340
	T4/T5	230	CFM	1505	1465	1420	1385	1335	1300	1250	1205
			Watts	359	371	384	383	393	398	406	416
DOWNSHOT POSITION	T1	230	CFM	1006	968	921	879	818	729	677	625
			Watts	149	165	169	177	186	195	203	207
	T2/T3	230	CFM	1380	1342	1302	1257	1215	1168	1118	1068
			Watts	295	304	312	318	326	333	341	348
	T4/T5	230	CFM	1415	1377	1335	1302	1255	1222	1175	1133
			Watts	368	380	394	393	403	408	416	426



GPCM34241\*\*

SETUP	MOTOR TAP	VOLTS	STATIC								
				0.1	0.2	0.3	0.4	0.5	0.6	0.7	0.8
HORIZONTAL POSITION	T1	230	CFM	1035	995	945	895	845	790	695	630
			Watts	132	144	152	157	168	176	183	189
	T2/T3	230	CFM	1575	1526	1481	1438	1393	1352	1306	1253
			Watts	301	310	321	332	342	350	361	369
	T4/T5	230	CFM	1698	1654	1604	1558	1513	1467	1421	1370
			Watts	370	381	386	396	405	413	421	429
DOWNSHOT POSITION	T1	230	CFM	973	935	888	841	794	743	653	592
			Watts	135	148	156	161	172	180	188	194
	T2/T3	230	CFM	1480	1434	1392	1351	1310	1271	1228	1178
			Watts	309	318	329	340	350	359	370	378
	T4/T5	230	CFM	1596	1554	1508	1465	1423	1379	1336	1288
			Watts	379	390	395	406	415	424	432	439

GPCM34841\*\*

SETUP	MOTOR TAP	VOLTS	STATIC								
				0.1	0.2	0.3	0.4	0.5	0.6	0.7	0.8
HORIZONTAL POSITION	T1	230	CFM	1355	1300	1250	1210	1155	1110	1045	965
			Watts	212	228	230	246	248	261	273	282
	T2/T3	230	CFM	1844	1803	1763	1725	1682	1639	1593	1546
			Watts	438	447	457	468	477	484	491	498
	T4/T5	230	CFM	1895	1855	1805	1770	1730	1685	1640	1600
			Watts	558	558	578	584	590	594	602	612
DOWNSHOT POSITION	T1	230	CFM	1274	1222	1175	1137	1086	1043	982	907
			Watts	217	234	236	252	254	268	280	289
	T2/T3	230	CFM	1733	1695	1658	1622	1581	1541	1497	1453
			Watts	449	459	469	480	489	497	504	510
	T4/T5	230	CFM	1781	1744	1697	1664	1626	1584	1542	1504
			Watts	572	572	592	599	605	609	617	627

GPCM36041\*\*

SETUP	MOTOR TAP	VOLTS	STATIC								
				0.1	0.2	0.3	0.4	0.5	0.6	0.7	0.8
HORIZONTAL POSITION	T1	230	CFM	1360	1300	1260	1215	1175	1125	1085	1030
			Watts	213	221	233	244	255	264	273	293
	T2/T3	230	CFM	1959	1920	1884	1847	1806	1768	1724	1680
			Watts	515	526	541	554	564	572	581	589
	T4/T5	230	CFM	2000	1960	1925	1875	1835	1800	1760	1725
			Watts	642	651	660	651	672	683	691	699
DOWNSHOT POSITION	T1	230	CFM	1278	1222	1184	1142	1105	1058	1020	968
			Watts	218	227	239	250	261	271	280	300
	T2/T3	230	CFM	1841	1805	1771	1736	1698	1661	1620	1579
			Watts	528	539	554	568	578	587	596	603
	T4/T5	230	CFM	1880	1842	1810	1763	1725	1692	1654	1622
			Watts	658	667	677	667	689	700	708	716

NOTES:

1. Data shown is dry coil. Wet coil pressure drop is approximately 0.2" H<sub>2</sub>O, for three-row indoor coil; and 0.3" H<sub>2</sub>O, for four-row indoor coil.
2. Data shown does not include filter pressure drop, approx. 0.08" H<sub>2</sub>O.
3. Reduce airflow by 2% for 208V operation.
4. ALL MODELS SHOULD RUN NO LESS THAN 300 CFM/TON.
5. For high static applications, see blower performance table for selecting appropriate speed tap.

HEAT KIT ELECTRICAL DATA (BLOWER ONLY, HEAT MODE)

MODEL	HEATER KIT	CIRCUIT #1		CIRCUIT #2		TOTAL PROTECTION		ACTUAL @ 240V	
		MCA*	MOP**	MCA*	MOP**	MCA*	MOP**	kW	BTU/HR
GPCM32441AA	HKP-05C	24.7	25			45.8	45	4.75	16,200
	HKR-08C	36.5	40			57.6	60	7	23,900
	HKP-10C	49.5	50			70.6	70	9.5	32,400
GPCM33041AA	HKP-05C	24.7	25			47.4	50	4.75	16,200
	HKR-08C	36.5	40			59.2	60	7	23,900
	HKP-10C	49.5	50			72.2	80	9.5	32,400
	HKP-15C	49.5	50	24.7	25	103.1	110	14.25	48,600
GPCM33641AA	HKP-05C	24.7	25			49	50	4.75	16,200
	HKR-08C	36.5	40			60.8	60	7	23,900
	HKP-10C	49.5	50			73.8	80	9.5	32,400
	HKP-15C	49.5	50	24.7	25	104.7	110	14.25	48,600
GPCM34241AA	HKP-05C	24.7	25			53.9	60	4.75	16,200
	HKR-08C	36.5	40			65.7	70	7	23,900
	HKP-10C	49.5	50			78.7	80	9.5	32,400
	HKP-15C	49.5	50	24.7	25	109.6	110	14.25	48,600
GPCM34841AA	HKP-05C	24.7	25			56.5	60	4.75	16,200
	HKR-08C	36.5	40			68.3	70	7	23,900
	HKP-10C	49.5	50			81.3	90	9.5	32,400
	HKP-15C	49.5	50	24.7	25	112.2	125	14.25	48,600
	HKP-20C	49.5	50	49.5	50	143.2	150	19	64,800
GPCM36041AA	HKP-05C	24.7	25			62.1	70	4.75	16,200
	HKR-08C	36.5	40			73.9	80	7	23,900
	HKP-10C	49.5	50			86.9	90	9.5	32,400
	HKP-15C	49.5	50	24.7	25	117.8	125	14.25	48,600
	HKP-20C	49.5	50	49.5	50	148.8	150	19	64,800

\* - Minimum Circuit Ampacity

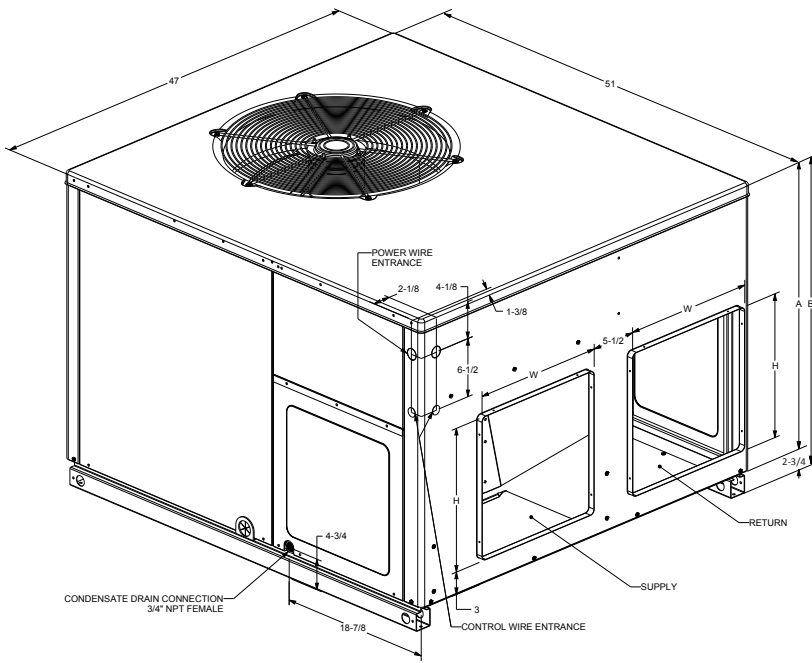
\*\* - Maximum Overload Protection

MODEL	HEATER KIT	CIRCUIT #1		CIRCUIT #2		TOTAL PROTECTION		ACTUAL @ 240V	
		MCA*	MOP**	MCA*	MOP**	MCA*	MOP**	kW	BTU/HR
GPCM32441AB	HKTPD051	24.7	25			45.8	45	4.75	16,200
	HKTPD081	36.5	40			57.6	60	7	23,900
	HKTPD101	49.5	50			70.6	70	9.5	32,400
GPCM33041AB	HKTPD051	24.7	25			47.4	50	4.75	16,200
	HKTPD081	36.5	40			59.2	60	7	23,900
	HKTPD101	49.5	50			72.2	80	9.5	32,400
	HKTPD151	49.5	50	24.7	25	103.1	110	14.25	48,600
GPCM33641AB	HKTPD051	24.7	25			49	50	4.75	16,200
	HKTPD081	36.5	40			60.8	60	7	23,900
	HKTPD101	49.5	50			73.8	80	9.5	32,400
	HKTPD151	49.5	50	24.7	25	104.7	110	14.25	48,600
GPCM34241AB	HKTPD051	24.7	25			53.9	60	4.75	16,200
	HKTPD081	36.5	40			65.7	70	7	23,900
	HKTPD101	49.5	50			78.7	80	9.5	32,400
	HKTPD151	49.5	50	24.7	25	109.6	110	14.25	48,600
GPCM34841AB	HKTPD051	24.7	25			56.5	60	4.75	16,200
	HKTPD081	36.5	40			68.3	70	7	23,900
	HKTPD101	49.5	50			81.3	90	9.5	32,400
	HKTPD151	49.5	50	24.7	25	112.2	125	14.25	48,600
	HKTPD191	49.5	50	49.5	50	143.2	150	19	64,800
GPCM36041AB	HKTPD051	24.7	25			62.1	70	4.75	16,200
	HKTPD081	36.5	40			73.9	80	7	23,900
	HKTPD101	49.5	50			86.9	90	9.5	32,400
	HKTPD151	49.5	50	24.7	25	117.8	125	14.25	48,600
	HKTPD201	49.5	50	49.5	50	148.8	150	19	64,800

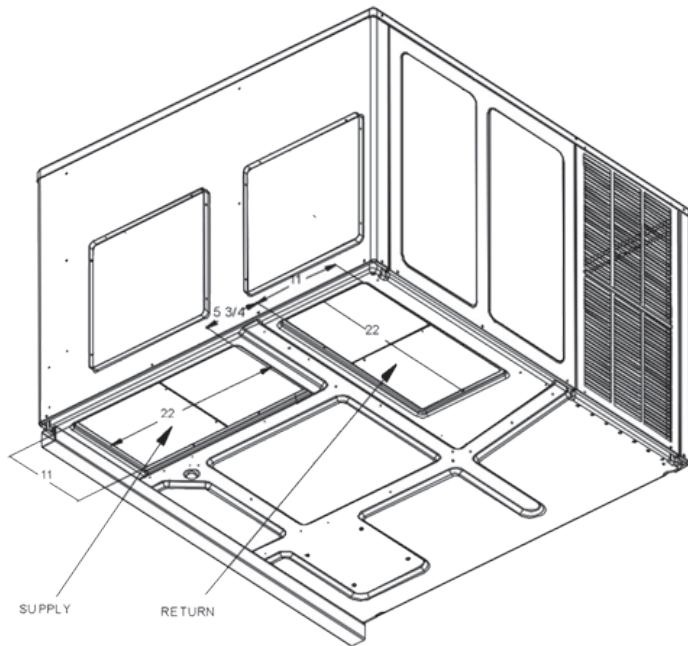
\* - Minimum Circuit Ampacity

\*\* - Maximum Overload Protection

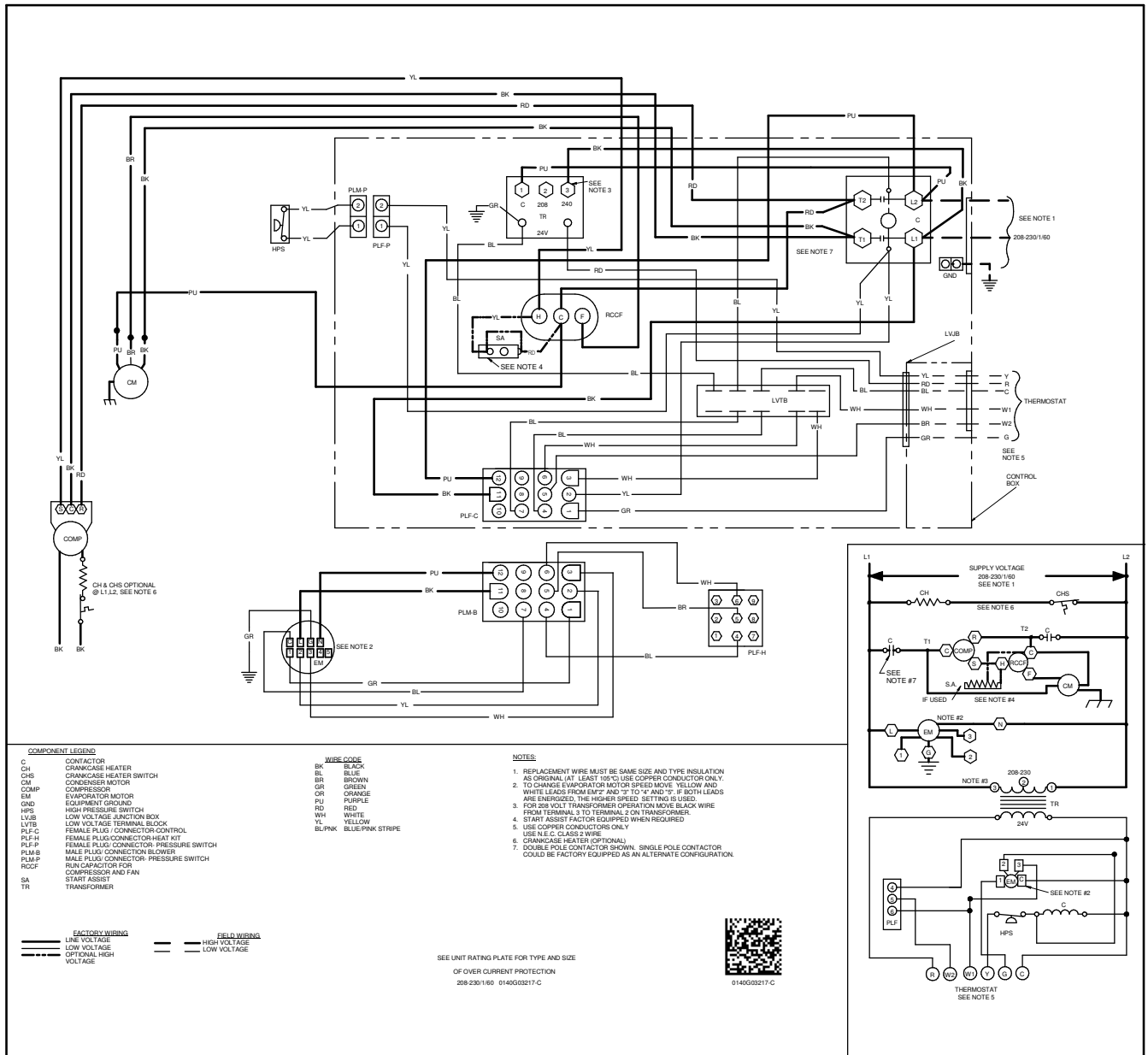
# DIMENSIONS



MODEL	UNIT DIMENSIONS (INCHES)				CHASSIS SIZE
			HEIGHT		
	W	D	A	B	
GPCM32441**	47	51	32	34 3/4	Medium
GPCM33041**	47	51	32	34 3/4	Medium
GPCM33641**	47	51	32	34 3/4	Medium
GPCM34241**	47	51	40	42 3/4	Large
GPCM34841**	47	51	40	42 3/4	Large
GPCM36041**	47	51	40	42 3/4	Large



MODEL	DUCT OPENINGS			
	SUPPLY		RETURN	
	W	H	W	H
GPCM32441**	16	16	16	16
GPCM33041**	16	16	16	16
GPCM33641**	16	16	16	16
GPCM34241**	16	18	16	18
GPCM34841**	16	18	16	18
GPCM36041**	16	18	16	18



Wiring is subject to change. Always refer to the wiring diagram or the unit for the most up-to-date wiring.

	<p><b>WARNING</b></p>	<p><b>High Voltage:</b> Disconnect all power before servicing or installing this unit. Multiple power sources may be present. Failure to do so may cause property damage, personal injury, or death.</p>	
--	-----------------------	--	--

ACCESSORY DESCRIPTION	ITEM NUMBER	
	MEDICUM CHASSIS	LARGE CHASSIS
Concentric Kit	CDK36	CDK4872
Downflow Economizer	GPJMED102	GPJMED103
Downflow Internal Filter Rack	DDNIFRPCHMM	DDNIFRPCHML
Downflow Manual Damper	PGMDD101/102	PGMDD103
Downflow Motorized Damper	PGMDMD101/102	PGMDMD103
Downflow Square to Round	SQRPG101/102	SQRPG103
Economizer Wiring Harness	0259G00213	0259G00213
External Horizontal Filter Rack	DPHFRA	DPHFRA
Horizontal Duct Cover	20464501PDGK	20464502PDGK
Horizontal Economizer	DHZECNJPCHM	DHZECNJPCHL
Horizontal Manual Damper	PGMDH102	PGMDH103
Horizontal Motorized Damper	PGMDMH102	PGMDMH103
Horizontal Square to Round	SQRPGH101/102	SQRPGH103
Outdoor Thermostat Kit w/ Lockout Stat	OT18-60A	OT18-60A
Roof Curb	D14CRBPGCHMA	D14CRBPGCHMA



